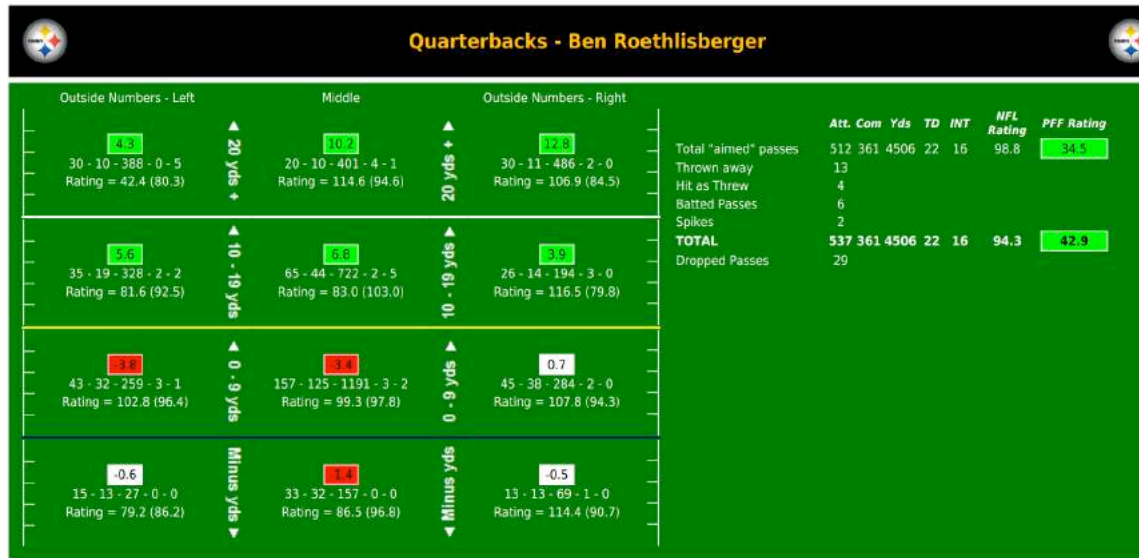


# 2015 NFL QB Passing Charts

# #1 - Ben Roethlisberger

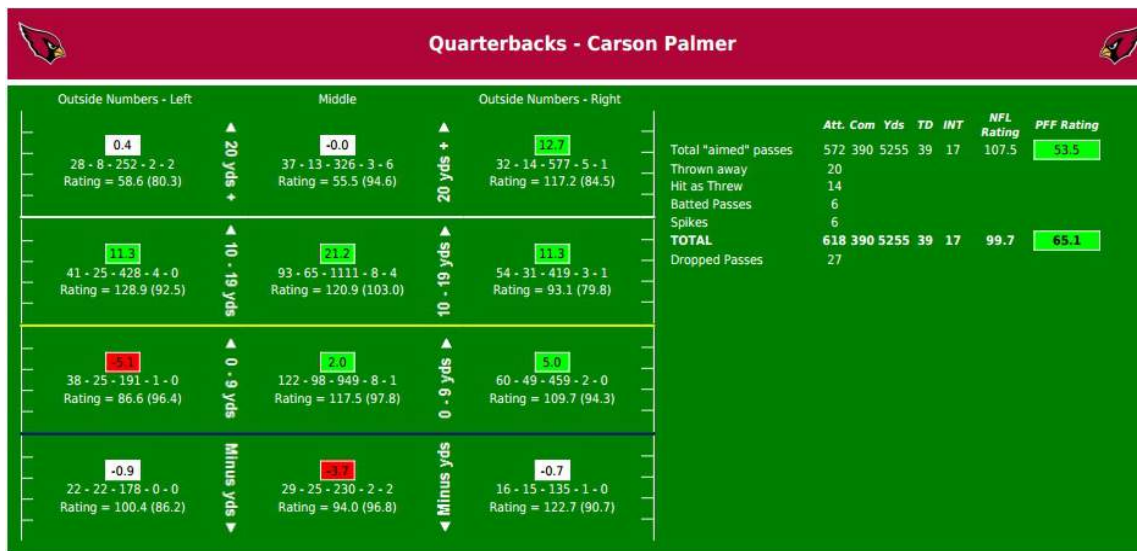


## Passing Under Pressure

Pressure	Dropbacks	% Dropbacks (NFL Avg)	Runs	Att.	Com.	Com. %	Yds	Yds / Att.	TD	INT	Sk	QB Rating (NFL Avg)	Diff.	Pass Grade
No pressure	401	71% (64%)	1	400	290	73	3349	8.4	19	10	0	102.8 (97.6)	-33.3 (-25.7)	28.5
Plays under pressure	166	29% (36%)	3	137	71	52	1157	8.4	3	6	26	69.5 (71.9)		5.3
When not blitzed	427	75% (71%)	3	407	290	71	3674	9.0	15	10	17	101.1 (89.9)	-28.1 (-0.7)	35.2
When blitzed	140	25% (29%)	1	130	71	55	832	6.4	7	6	9	73.0 (89.2)		1.2
All Plays	567	100% (100%)	4	537	361	67	4506	8.4	22	16	26	94.3 (89.7)	+4.6	34.1

He was incredibly effective on throws of 20-plus yards down the middle and on the right side of the field, completing a combined 21 of 50 attempts for 887 yards, six touchdowns and one interception, earning a PFF grade on those throws that out-ranked the majority of QBs' overall passing grade.

## #2 - Carson Palmer



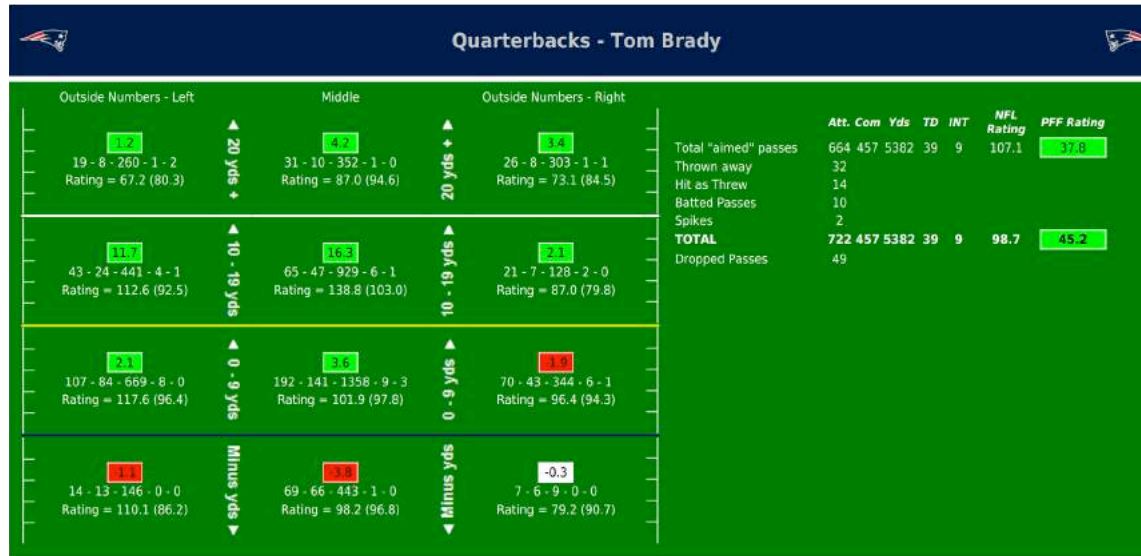
### Passing Under Pressure

Pressure	Dropbacks	% Dropbacks (NFL Avg)	Runs	Att.	Com.	Com. %	Yds	Yds / Att.	TD	INT	Sk	QB Rating (NFL Avg)	Diff.	Pass Grade
No pressure	383	58% (64%)	3	380	253	67	3154	8.3	28	9	0	106.8 (97.6)	-18.6 (-25.7)	38.5
Plays under pressure	273	42% (36%)	4	238	137	58	2101	8.8	11	8	31	88.2 (71.9)		8.4
When not blitzed	428	65% (71%)	6	404	257	64	3280	8.1	28	9	18	102.7 (89.9)	-8.8 (-0.7)	30.7
When blitzed	228	35% (29%)	1	214	133	62	1975	9.2	11	8	13	93.9 (89.2)		16.4
All Plays	656	100% (100%)	7	618	390	63	5255	8.5	39	17	31	99.7 (89.7)	+10.0	47.0

He did most of his damage in the 10- to 19-yard range, producing a PFF grade at the intermediate level that far surpassed what most QBs achieved overall.



# #3 - Tom Brady

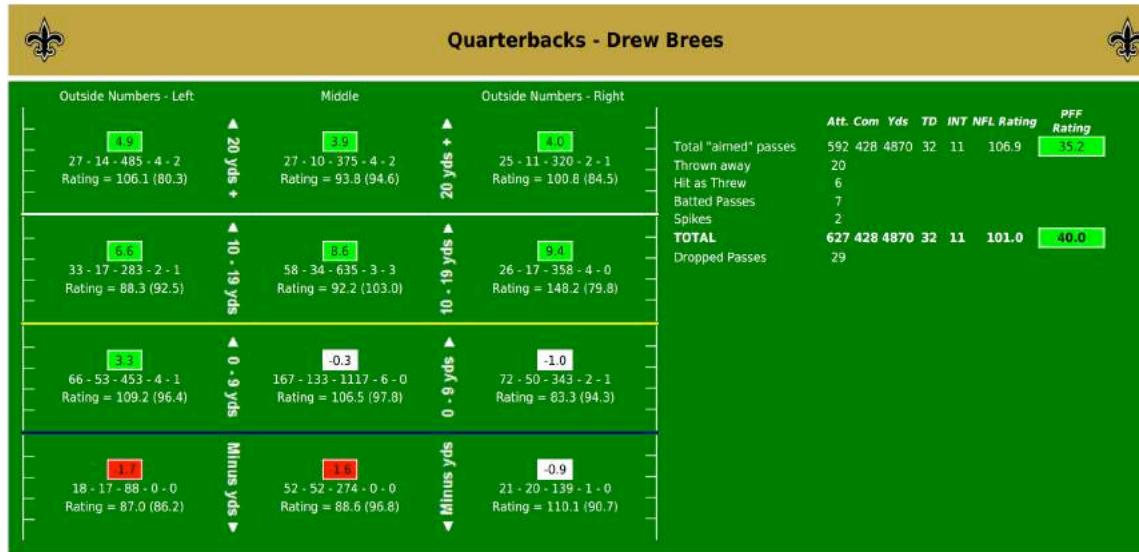


## Passing Under Pressure

Pressure	Dropbacks	% Dropbacks (NFL Avg)	Runs	Att.	Com.	Com. %	Yds	Yds / Att.	TD	INT	Sk	QB Rating (NFL Avg)	Diff.	Pass Grade
No pressure	502	65% (64%)	3	499	348	70	3696	7.4	23	5	0	102.3 (97.6)	-11.5 (-25.7)	23.8
Plays under pressure	272	35% (36%)	6	223	109	49	1686	7.6	16	4	43	90.8 (71.9)		11.4
When not blitzed	591	76% (71%)	8	550	355	65	4081	7.4	25	7	33	96.5 (89.9)	+8.7 (-0.7)	22.6
When blitzed	183	24% (29%)	1	172	102	59	1301	7.6	14	2	10	105.3 (89.2)		12.6
All Plays	774	100% (100%)	9	722	457	63	5382	7.5	39	9	43	98.7 (89.7)	+9.0	35.2

24 of his 39 touchdowns came on throws of nine yards or less, with just four of his nine interceptions taking place at that depth.

# #4 - Drew Brees



## Passing Under Pressure

Pressure	Dropbacks	% Dropbacks (NFL Avg)	Runs	Att.	Com.	Com. %	Yds	Yds / Att.	TD	INT	Sk	QB Rating (NFL Avg)	Diff.	Pass Grade
No pressure	471	71% (64%)	0	471	348	74	3907	8.3	21	6	0	107.8 (97.6)		32.9
Plays under pressure	190	29% (36%)	3	156	80	51	963	6.2	11	5	31	80.7 (71.9)	-27.1 (-25.7)	-0.7
When not blitzed	480	73% (71%)	3	461	327	71	3637	7.9	25	7	16	105.8 (89.9)		28.1
When blitzed	181	27% (29%)	0	166	101	61	1233	7.4	7	4	15	87.8 (89.2)	-18.0 (-0.7)	4.4
All Plays	661	100% (100%)	3	627	428	68	4870	7.8	32	11	31	101.0 (89.7)	+11.3	32.2

He was very effective on deep balls, but actually posted a negative overall passing grade on throws of nine yards or shorter.



# #5 - Cam Newton




## Passing Under Pressure

Pressure	Dropbacks	% Dropbacks (NFL Avg)	Runs	Att.	Com.	Com. %	Yds	Yds / Att.	TD	INT	Sk	QB Rating (NFL Avg)	Diff.	Pass Grade
No pressure	424	64% (64%)	11	414	263	64	3405	8.2	32	6	0	109.0 (97.6)	-39.6 (-25.7)	29.0
Plays under pressure	234	36% (36%)	19	174	86	49	1210	7.0	6	6	41	69.4 (71.9)		5.5
When not blitzed	416	63% (71%)	22	372	218	59	2783	7.5	17	8	23	88.4 (89.9)	+24.3 (-0.7)	17.7
When blitzed	242	37% (29%)	8	216	131	61	1832	8.5	21	4	18	112.7 (89.2)		16.8
All Plays	658	100% (100%)	30	588	349	59	4615	7.8	38	12	41	97.3 (89.7)	+7.6	34.4

He produced a near-perfect passer rating on deep throws down the middle of the field, completing 19 of 33 attempts for 688 yards, six touchdowns and zero interceptions.

# #6 - Russell Wilson




## Passing Under Pressure

Pressure	Dropbacks	% Dropbacks (NFL Avg)	Runs	Att.	Com.	Com. %	Yds	Yds / Att.	TD	INT	Sk	QB Rating (NFL Avg)	Diff.	Pass Grade
No pressure	387	58% (64%)	30	357	260	73	2907	8.1	26	4	0	116.3 (97.6)	-27.9 (-25.7)	19.3
Plays under pressure	285	42% (36%)	33	200	113	57	1625	8.1	12	7	52	88.4 (71.9)		4.7
When not blitzed	456	68% (71%)	50	376	262	70	2899	7.7	17	8	30	98.5 (89.9)	+24.0 (-0.7)	13.7
When blitzed	216	32% (29%)	13	181	111	61	1633	9.0	21	3	22	122.5 (89.2)		10.2
All Plays	672	100% (100%)	63	557	373	67	4532	8.1	38	11	52	106.3 (89.7)	+16.6	24.1

He was excellent between 10 and 19 yards, completing 74 of 108 passes for 1,418 yards, 12 touchdowns and one interception.

# #7 - Andy Dalton




## Passing Under Pressure

Pressure	Dropbacks	% Dropbacks (NFL Avg)	Runs	Att.	Com.	Com. %	Yds	Yds / Att.	TD	INT	Sk	QB Rating (NFL Avg)	Diff.	Pass Grade
No pressure	307	71% (64%)	10	297	210	71	2450	8.2	22	7	0	110.2 (97.6)	-17.3 (-25.7)	14.9
Plays under pressure	125	29% (36%)	17	89	45	51	800	9.0	3	0	19	92.9 (71.9)		0.9
When not blitzed	280	65% (71%)	18	254	171	67	2044	8.0	17	7	8	102.5 (89.9)	+10.9 (-0.7)	5.3
When blitzed	152	35% (29%)	9	132	84	64	1206	9.1	8	0	11	113.4 (89.2)		10.8
All Plays	432	100% (100%)	27	386	255	66	3250	8.4	25	7	19	106.2 (89.7)	+16.5	16.0

He had a near-perfect passer rating (154.2 out of a possible 158.3) between middle throws of 10- to 19 yards, completing 29 of 40 attempts for 561 yards, six touchdowns and zero interceptions.



# #8 - Matt Ryan

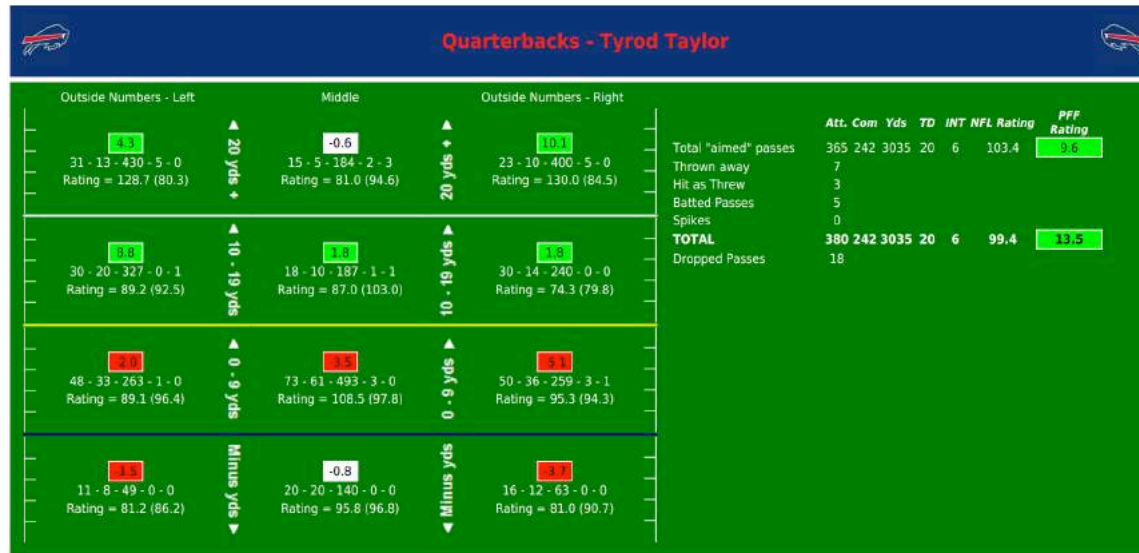


## Passing Under Pressure

Pressure	Dropbacks	% Dropbacks (NFL Avg)	Runs	Att.	Com.	Com. %	Yds	Yds / Att.	TD	INT	Sk	OB Rating (NFL Avg)	Diff.	Pass Grade
No pressure	442	67% (64%)	6	436	302	69	3350	7.7	17	11	0	94.3 (97.6)	-18.2 (-25.7)	20.2
Plays under pressure	215	33% (36%)	7	178	105	59	1241	7.0	4	5	30	76.1 (71.9)		0.0
When not blitzed	429	65% (71%)	10	402	276	69	3138	7.8	13	14	17	88.1 (89.9)	+2.7 (-0.7)	11.1
When blitzed	228	35% (29%)	3	212	131	62	1453	6.9	8	2	13	90.8 (89.2)		8.9
All Plays	657	100% (100%)	13	614	407	66	4591	7.5	21	16	30	89.0 (89.7)	-0.7	20.1

His best-graded area of the field was in the middle 10-to 19-yard range, despite throwing just one touchdown to five interceptions in that quadrant.

# #9 – Tyrod Taylor

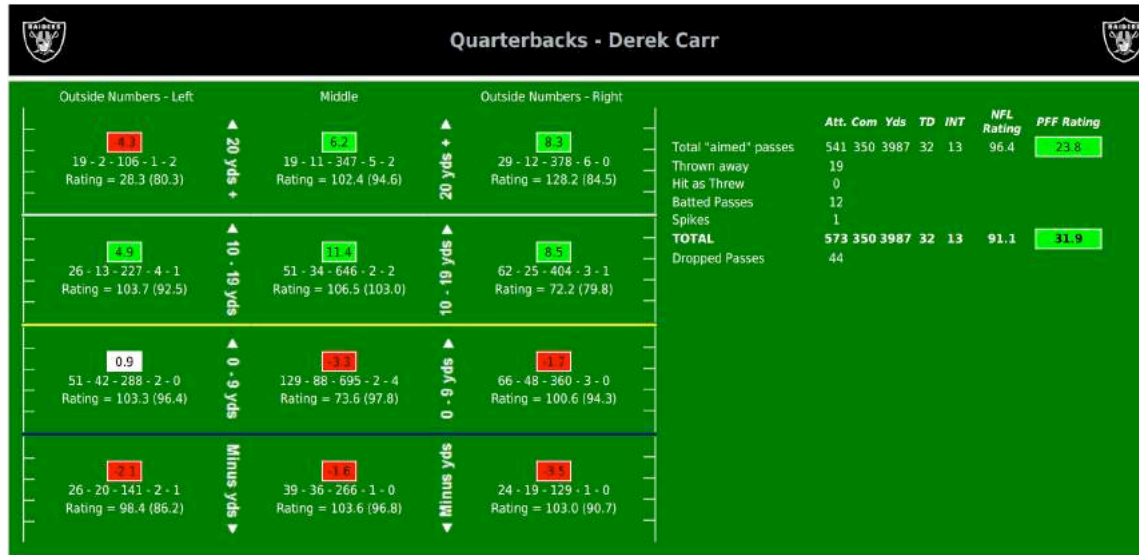


## Passing Under Pressure

Pressure	Dropbacks	% Dropbacks (NFL Avg)	Runs	Att.	Com.	Com. %	Yds	Yds / Att.	TD	INT	Sk	QB Rating (NFL Avg)	Diff.	Pass Grade
No pressure	290	62% (64%)	22	268	180	67	2097	7.8	16	4	0	104.3 (97.6)		9.0
Plays under pressure	177	38% (36%)	29	112	62	55	938	8.4	4	2	36	87.6 (71.9)	-16.7 (-25.7)	5.5
When not blitzed	337	72% (71%)	38	278	185	67	2372	8.5	19	6	21	106.9 (89.9)		7.8
When blitzed	130	28% (29%)	13	102	57	56	663	6.5	1	0	15	79.0 (89.2)	-27.9 (-0.7)	3.8
All Plays	467	100% (100%)	51	380	242	64	3035	8.0	20	6	36	99.4 (89.7)	+9.7	4.3

He excelled on deep shots down the right sideline, completing 10 of 23 attempts for 400 yards, five touchdowns and zero picks – good for his highest-graded quadrant of the field.

# #10 - Derek Carr



## Passing Under Pressure

Pressure	Dropbacks	% Dropbacks (NFL Avg)	Runs	Att.	Com.	Com. %	Yds	Yds / Att.	TD	INT	Sk	QB Rating (NFL Avg)	Diff.	Pass Grade
No pressure	438	71% (64%)	9	429	274	64	2926	6.8	25	7	0	96.4 (97.6)	-20.8 (-25.7)	14.0
Plays under pressure	183	29% (36%)	8	144	76	53	1061	7.4	7	6	31	75.6 (71.9)		4.8
When not blitzed	426	69% (71%)	15	394	244	62	2407	6.1	16	9	17	83.2 (89.9)	+25.5 (-0.7)	4.8
When blitzed	195	31% (29%)	2	179	106	59	1580	8.8	16	4	14	108.7 (89.2)		14.0
All Plays	621	100% (100%)	17	573	350	61	3987	7.0	32	13	31	91.1 (89.7)	+1.4	19.0

He played well overall but really struggled on deep throws down the left side of the field, completing just two of 19 attempts for 106 yards, one touchdown and two interceptions.



# PLAYER GRADES

SIGN UP NOW FOR ONLY

**\$19<sup>99</sup>**  
PER  
YEAR