



PFF BIG-GAME BREAKDOWN

EVERY GAME. EVERY PLAYER. EVERY PLAY.



PROFOOTBALLFOCUS.COM



WELCOME TO THE BIG GAME



On behalf of hundreds of Pro Football Focus analysts around the world, welcome to “The Big Game.” We hope you enjoy this Super Bowl edition of the PFF Big-Game Breakdown, a collection of data and insights until now produced exclusively for official PFF media partners and team clients each week of the NFL and college football season.

Go beyond the box score with PFF, discover the storylines, and elevate the conversation as our team spends over 50 hours per game capturing more than 140 data points on every single play of every NFL and FBS matchup. This level of scrutiny and detail is unparalleled and generates in-depth player grades and rankings, unique insights and predictions that can’t be found anywhere else.

Enjoy “The Big Game!”

Table of Contents

Pages 3-9, 12-22:	Atlanta Falcons
Pages 23-28:	New England Patriots
Pages 10-11, 29-46:	Matchups

Media requests

Steve Palazzolo, Senior Analyst (onsite)
978.844.0877, steve.palazzolo@profootballfocus.com

Chris Hoffer, Director of Partnerships
513.254.3349, chris.hoffer@profootballfocus.com



THE BIG GAME: MATCH UP



SUPER BOWL LI: TEAM RANKINGS

PATRIOTS VS. FALCONS

PASSING



RECEIVING



RUSHING



PASS-BLOCKING



RUN-BLOCKING




RUN DEFENSE



PASS-RUSHING



PASS COVERAGE



**TOM
BRADY [QB]**

GRADE: 99.5
POS. RANK: 1

Photo: Al Bello/Getty Images




**JULIO
JONES [WR]**

GRADE: 95.4
POS. RANK: 1

Photo: Mitchell Leff/Getty Images

Rankings through Conference Championships





TEAM OVERVIEW



FACET	RANK	COMMENT
Overall	2	Led by MVP candidate Matt Ryan, the Falcons were paced by an incredible offense in 2016.
Offense	1	Ryan led the league in several different passing categories in 2016's regular season.
Passing	2	Ryan had the league's best passer rating on deep passes, completing 11 for TDs.
Receiving	1	WR Julio Jones finished 2 nd in receiving yards while Taylor Gabriel earned the league's highest WR rating (148.1).
Rushing	9	RBs Devonta Freeman and Tevin Coleman each had their moments in 2016.
Pass Blocking	12	Allowed 26 sacks this season – 8 th most in the NFL.
Run Blocking	1	Center Alex Mack fielded the 2 nd -best run block grade among centers this season – 89.9.
Defense	14	Missed 136 tackles this season – 2 nd -most in the NFL.
Run Defense	26	Allowed 2.89 yards after contact per attempt – most in NFL.
Pass Rush	12	Vic Beasley led the NFL in sacks during the regular season – rushing primarily from the left side (96.2%).
Coverage	6	CBs Jalen Collins and Robert Alford have struggled in coverage this postseason – allowing NFL QB Ratings of 134.5 and 128.1 when targeted, respectively.
Special Teams	8	Eric Weems owns a 20.5 yards per kick return average this postseason.

RATING COLOR	ELITE	VERY GOOD	GOOD	AVERAGE	BELOW AVERAGE	POOR



TOP PLAYERS



PLAYER	POS.	RATING	RANK	COMMENT
Julio Jones	WR	95.4	1 / 115	2 nd this postseason with 4.05 receiving yards per route run.
Matt Ryan	QB	93.3	2 / 34	His 9.3 yards per pass would be the first to surpass 9.0 in PFF history.
Alex Mack	C	89.9	3 / 38	Allowed just 1 QB hit on 79 pass block snaps.
Ryan Schraeder	RT	87.3	4 / 37	Allowed the 6 th most pressures this postseason (5).
Andy Levitre	LG	84.6	6 / 35	Committed 2 penalties against GB – had just 5 total in the regular season.
Jalen Collins	CB	84.1	16 / 112	3 rd highest passer rating when targeted (134.5) this postseason.
Ricardo Allen	S	81.8	24 / 90	Plays much better in coverages than against the run.
Patrick DiMarco	FB	84.0	4 / 17	Hauled in a 31-yard reception against GB.
Keanu Neal	S	81.0	32 / 90	1 st among safeties this postseason with 5 total stops.
Mohamed Sanu	WR	81.0	19 / 115	137.5 WR rating this postseason – 7 th -best among WRs.
Deion Jones	LB	80.8	26 / 87	Holds the league's 18 th highest coverage grade among ILBs (82.0).
Taylor Gabriel	WR	80.6	23 / 115	Limited this postseason in receptions (6) – but sees a 101.6 passer rating when targeted.

RATING COLOR	ELITE	VERY GOOD	GOOD	AVERAGE	BELOW AVERAGE	POOR
-----------------	-------	-----------	------	---------	------------------	------



ROOKIE WATCH



SEL.	PLAYER	POS.	COLLEGE	RATING	RANK	COMMENT
RD 1 (17)	Keanu Neal	S	Florida	81.0	32 / 90	Credited with 5 stops this postseason – most among safeties.
RD 2 (52)	Deion Jones	LB	LSU	80.8	26 / 87	Holds the league’s 18 th highest coverage grade among ILBs (82.0).
RD 3 (81)	Austin Hooper	TE	Stanford	72.5	23 / 63	Forced 2 missed tackles in the CC game.
RD 4 (115)	De’Vondre Campbell	LB	Minnesota	69.4	55 / 87	0 pressures in 13 pass rush snaps this postseason.
RD 6 (195)	Wes Schweitzer	G	San Jose St.	-	-	Active, but hasn’t logged a snap on offense.
RD 7 (238)	Devin Fuller	WR	UCLA	-	-	On injured reserve.
Undrafted	Joshua Perkins	TE	Washington	53.9	-	Hasn’t logged a snap in 2 postseason games.
Undrafted	Sharrod Neasman	S	FAU	67.4	-	Hasn’t logged a snap in 2 postseason games.
Undrafted	Brian Poole	CB	Florida	77.5	37 / 112	Opposing QBs own a 107.8 passer rating when targeting him this postseason.

RATING COLOR	ELITE	VERY GOOD	GOOD	AVERAGE	BELOW AVERAGE	POOR



MATT RYAN: STARTING FAST



The **Falcons** have scored a touchdown on their opening drive in 8 straight games. Here's a look at how well **Matt Ryan** has played on these drives...

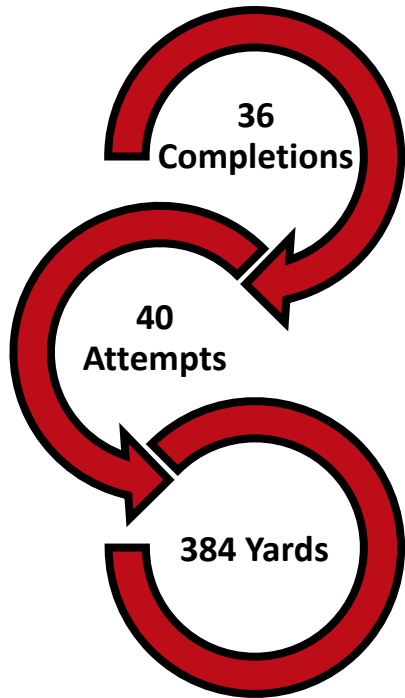
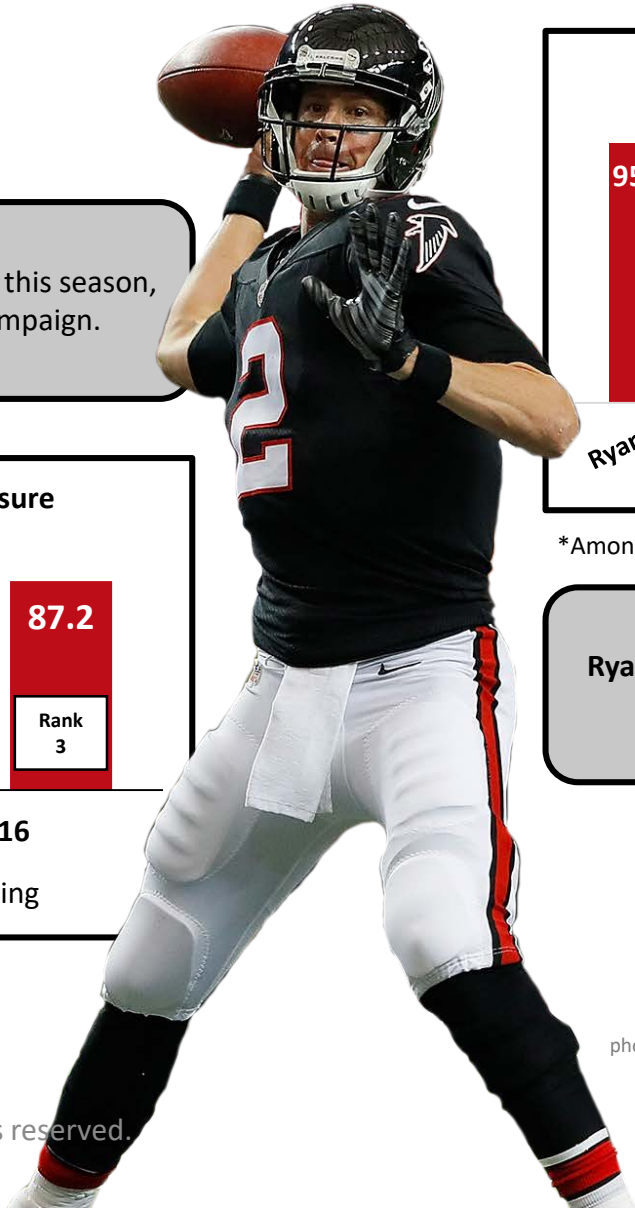


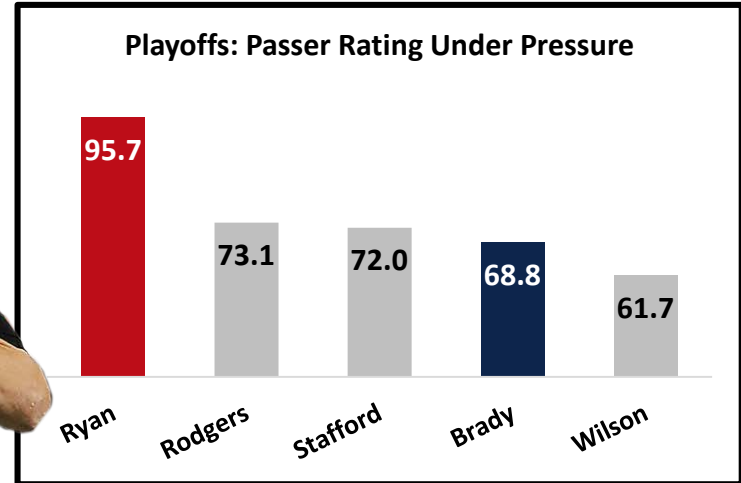
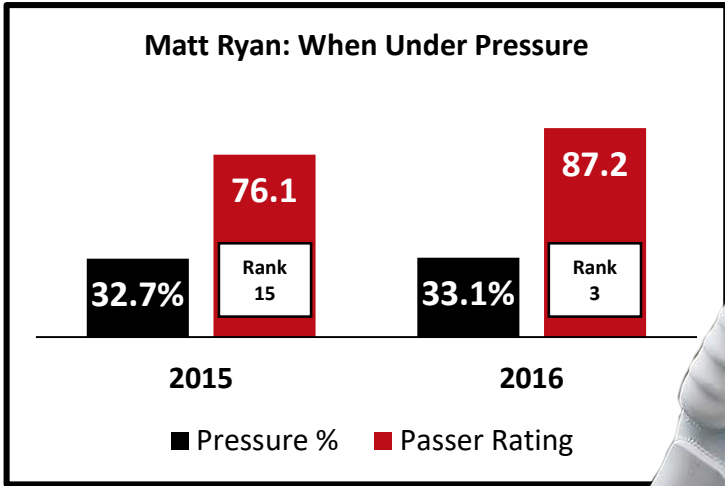
photo: Chris Graythen/Getty Images



MATT RYAN: COOL AS ICE UNDER PRESSURE



Ryan performed great under pressure this season, significantly bettering his 2015 campaign.



*Among 7 QBs with 12+ attempts under pressure

Ryan has outpaced all QBs this postseason with a passer rating of 95.7 under pressure.

photo: Kevin C. Cox/Getty Images

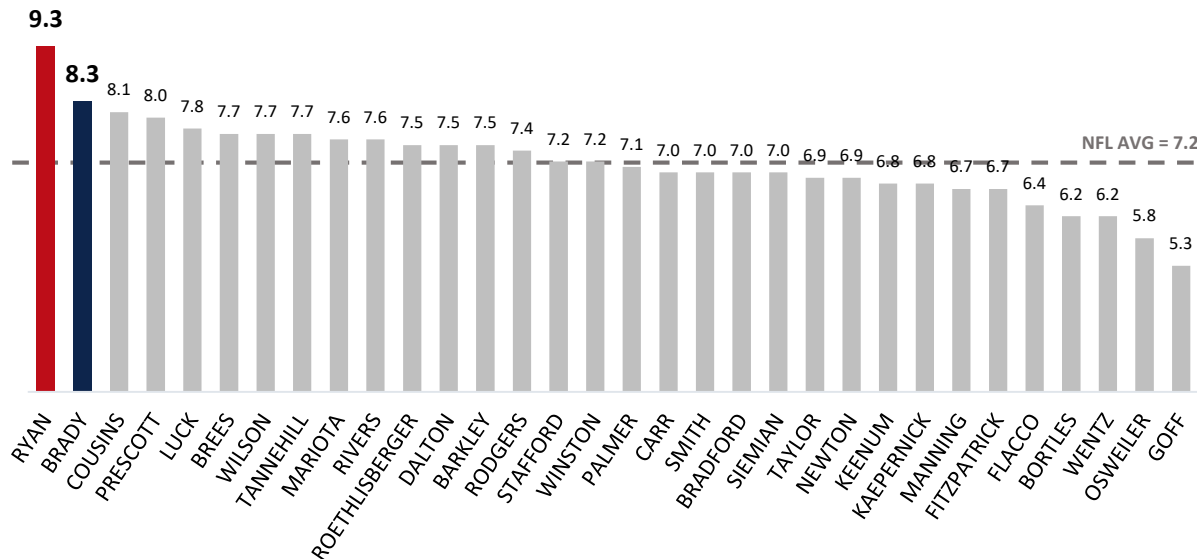


MATT RYAN: MAXIMIZING EACH THROW



Ryan leads the NFL with 9.3 yards per pass - a full yard better than Brady (2nd). Among QBs with an average depth of target (aDOT) above 7.0, Ryan is the only QB averaging more yards/pass than his aDOT (only one other QB to accomplish that is Bradford, 7.0 y/p and 6.6 aDOT).

2016: Yards / Pass



Yds / Pass vs. aDOT

[16 QBs w/ 7.2 y/p or better]

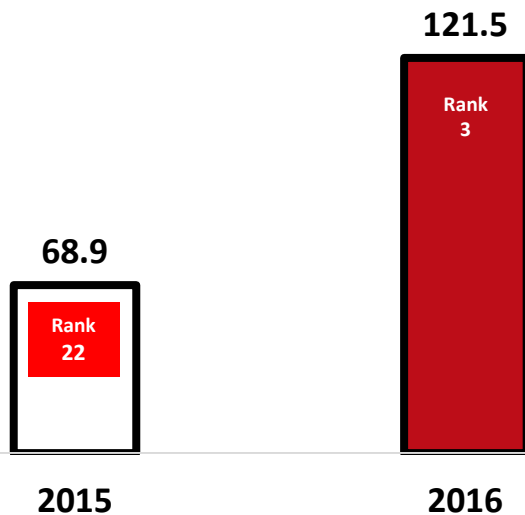
Player	Yds / Pass		aDOT
RYAN	9.3	>	8.9
BRADY	8.3	<	8.6
COUSINS	8.1	<	9.4
PRESCOTT	8.0	<	8.9
LUCK	7.8	<	9.0
BREES	7.7	=	7.7
WILSON	7.7	<	9.2
TANNEHILL	7.7	<	8.2
MARIOTA	7.6	<	10.1
RIVERS	7.6	<	9.0
ROETHLISBERGER	7.5	<	9.4
DALTON	7.5	<	8.4
BARKLEY	7.5	<	10.9
RODGERS	7.4	<	9.4
STAFFORD	7.2	<	7.9
WINSTON	7.2	<	10.8



MATT RYAN: RED-ZONE 3RD DOWN IMPROVEMENT



Ryan: Passer Rating on RZ 3rd Downs



Ryan improved his play on red-zone 3rd downs – his passer rating increased by over 50 points from last season and his TD:INT ratio jumped from 2.5:1 to 10:0.

Ryan: Red-Zone 3rd Down Passing

Year	Att	Comp	aComp %*	TDs	INTs
2015	24	13	59.1%	5	2
2016	37	27	77.8%	10	0

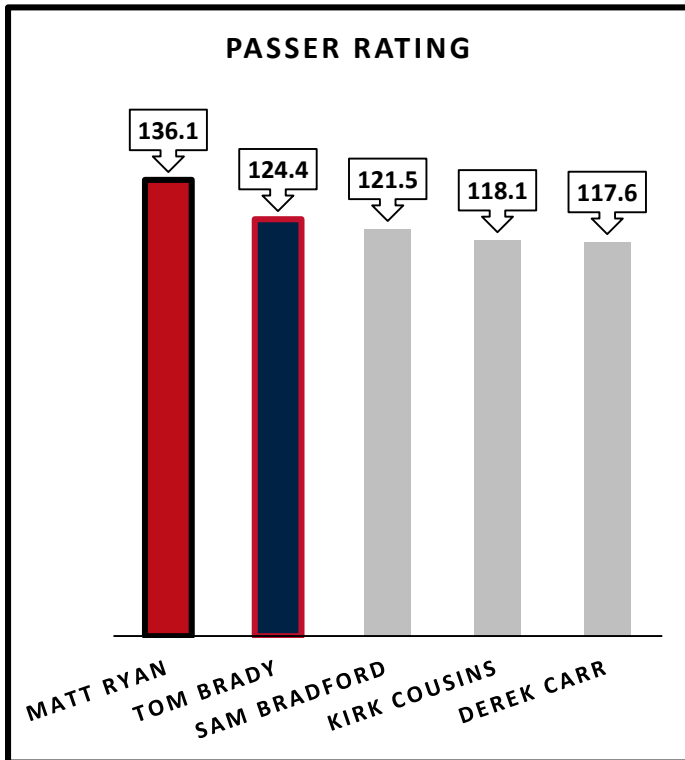
*Adjusted completion % removes dropped passes, spikes, throwaways



RYAN V. BRADY: DEEP PASSING DESTRUCTION



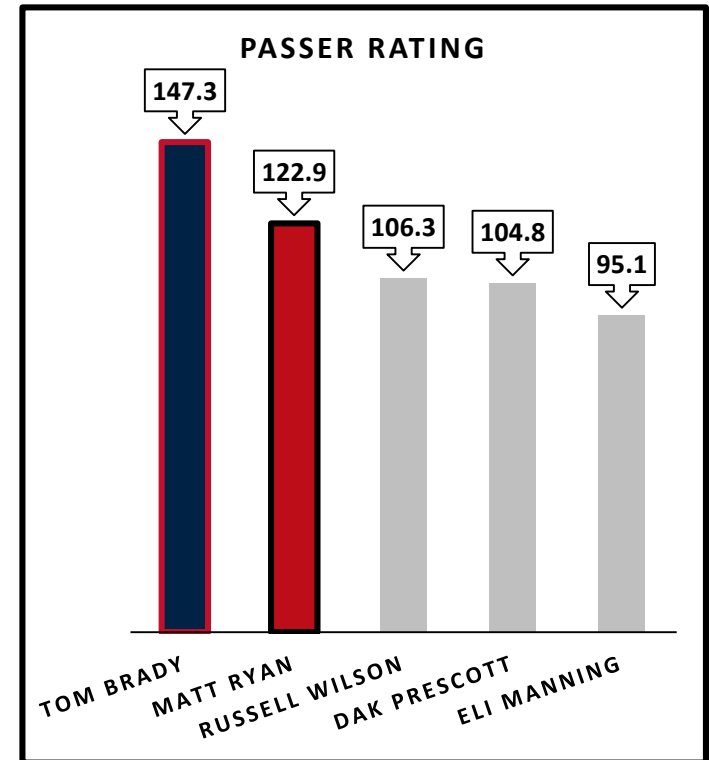
2016 Reg. Season: Deep Passing



Brady and Ryan were the two most productive deep passers this season.

They have continued to dominate opponents from long range during the playoffs.

2016 Postseason: Deep Passing



*Among 10 QBs with at least five deep pass attempts

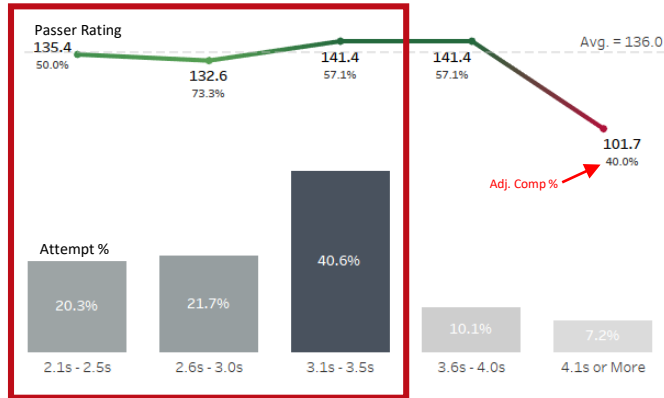


RYAN V. BRADY: DEEP THROW TENDENCIES

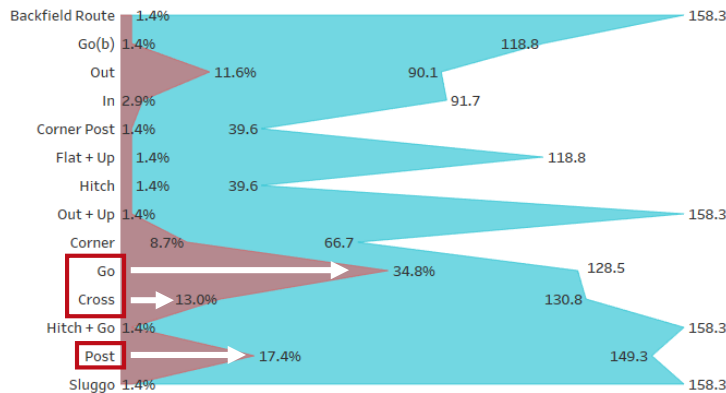


MATT RYAN

Deep Passing Release Time [Passer Rating x Attempt %]



Deep Routes [Passer Rating x Target %]

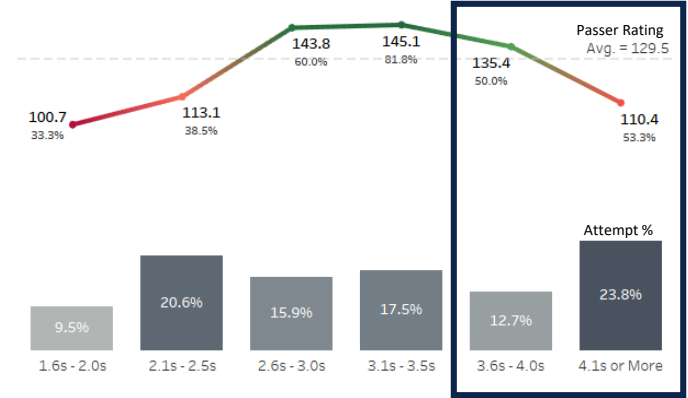


Ryan has thrown 82.6% of his deep throws in 3.5s or less (none in 2.0s or less). Brady has released 36.5% of his deep passes in 3.6s or more (9.5% in 2.0s or less).

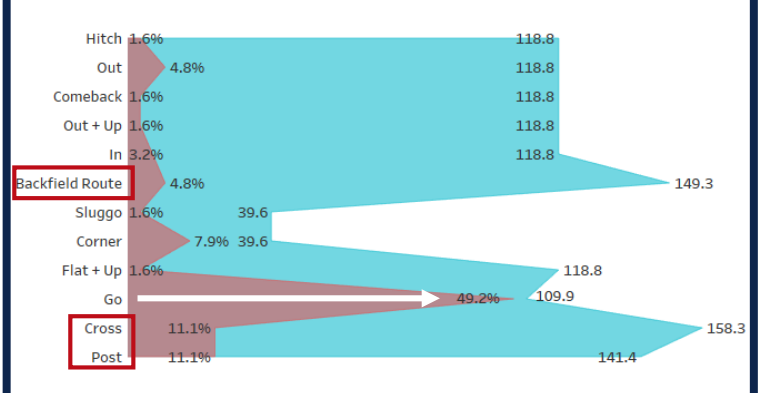
Ryan has thrown mostly go, post, and cross routes with great results. Brady has thrown go routes on 49.2% of his deep shots, but has been more successful on other routes.

TOM BRADY

Deep Passing Release Time [Passer Rating x Attempt %]



Deep Routes [Passer Rating x Target %]





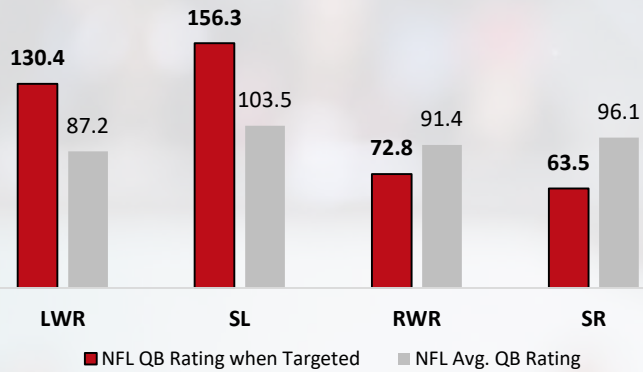
JULIO JONES: PLAYOFF VERSATILITY



Jones was a force in the regular season. However, he was much better from the left side of the field than he was from the right.

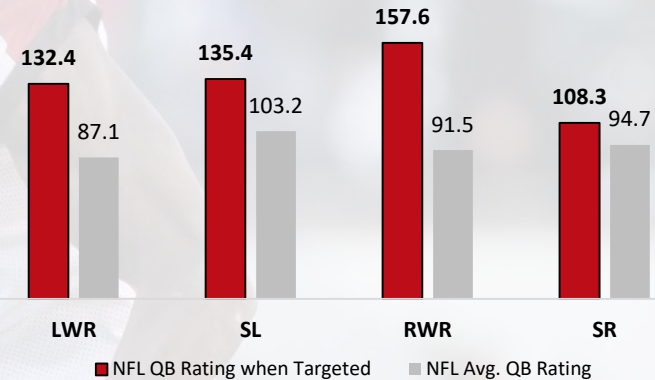
This postseason, it hasn't mattered where Jones lines up – he has been much better than the NFL average.

Passer Rating when Targeted – Regular Season



POS	TGT	CMP	CMP %	YARDS	TDS	INTS
LWR	59	44	74.5%	758	5	2
RWR	39	22	56.4%	422	0	2

Passer Rating when Targeted - Postseason



POS	TGT	CMP	CMP %	YARDS	TDS	INTS
LWR	11	8	72.7%	104	1	0
RWR	3	3	100%	37	1	0

photo: Mitchell Leff/Getty Images



JULIO JONES: BAD MEMORIES



Jones had 4 drops vs. the Patriots in 2013 when these teams last played - the most he's ever had in a single game.

Jones has dropped a pass in each of the playoff games that the Falcons have played in this year.

Jones: Most Drops in a Single Game				
#	Opponent	Season	Week	Drops
1		2013	4	4
2		2011	14	3
3	8 Games			2

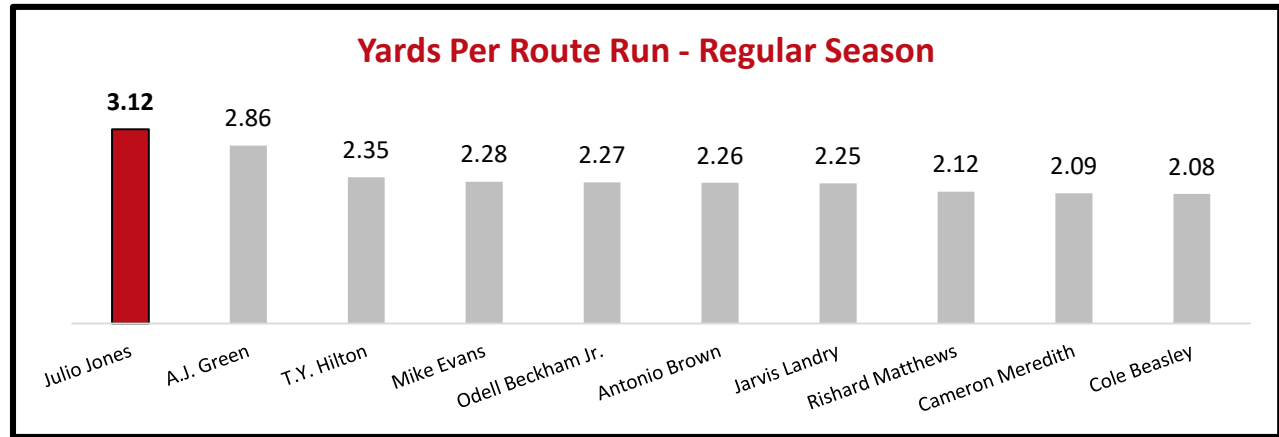
photo: Thearon W. Henderson/Getty Images



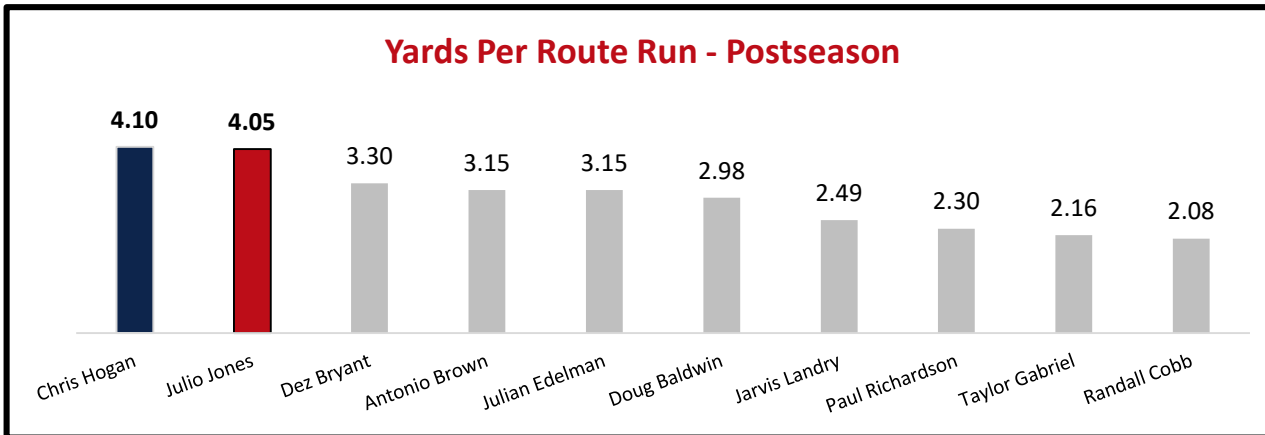
JULIO JONES: EFFICIENCY KING



PFF's 'Yards Per Route Run' measures a receiver's production on a per route basis. No other player has produced more per route than **Julio Jones** who led the NFL this regular season with 3.12 yards per route run.



*Among 51 WRs with 87+ targets

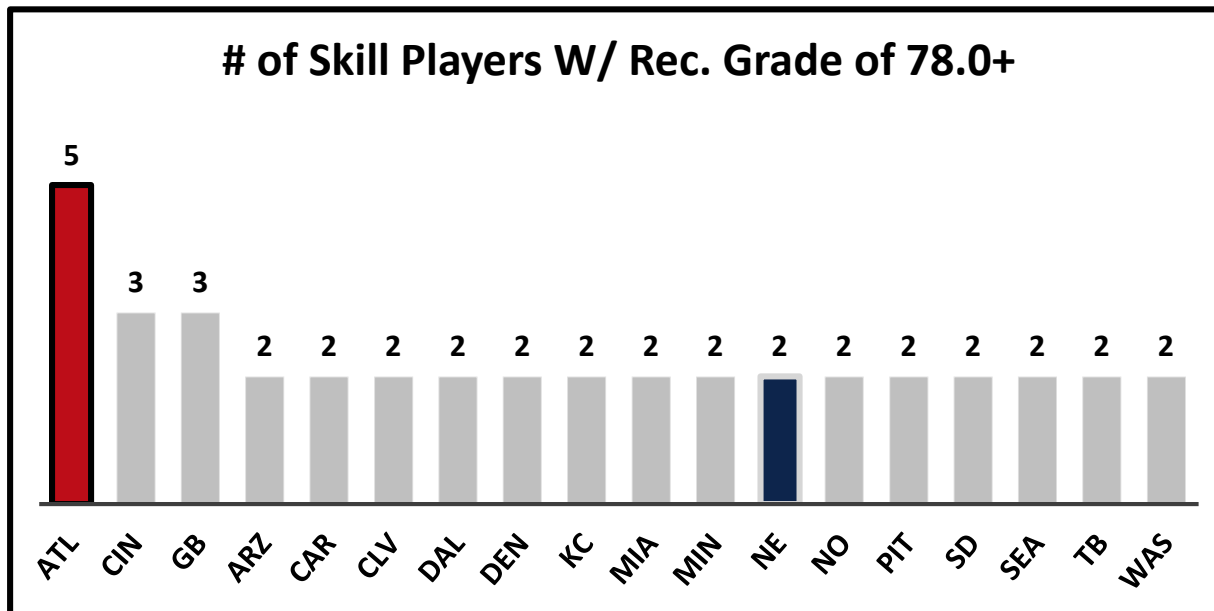


*Among 21 WRs with 7+ targets

Jones has carried that over into the postseason – averaging over 4 yards per route. He has been outdone by his Super Bowl counterpart – Patriots WR **Chris Hogan**. **Hogan** and **Jones** have a distinct 0.75 yard average higher than the next closest WR this postseason.



FALCONS OFFENSE: LOADED WITH WEAPONS



Falcons Top Receivers	
PLAYER	REC. GRADE
Julio Jones	94.4
Tevin Coleman	83.1
Devonta Freeman	80.6
Taylor Gabriel	79.7
Mohamed Sanu	78.8

Patriots Top Receivers	
PLAYER	REC. GRADE
James White	83.1
Julian Edelman	81.1

*Active Players Only

Matt Ryan has had plenty of weapons to distribute the ball to this season.
Sanu, Gabriel, and Coleman have all graded above **78.0** in receiving for the first time in their careers.



FALCONS OFFENSE: RUNNING GAME ANALYSIS



The **Falcons'** dynamic running game this season, based primarily on inside/outside zone runs, makes life easier for **Matt Ryan**.

The Falcons had 4.9 yards per carry on outside zone runs during the regular season (2nd best figure in the league behind Chicago)

Counters

# of Runs	7
Yards/Carry	4.2
Touchdowns	0

Draws

# of Runs	9
Yards/Carry	1.5
Touchdowns	0

Inside Zone

# of Runs	134
Yards/Carry	3.9
Touchdowns	8

Man

# of Runs	39
Yards/Carry	2.6
Touchdowns	2

Outside Zone

# of Runs	199
Yards/Carry	4.8
Touchdowns	5

Power

# of Runs	32
Yards/Carry	4.2
Touchdowns	6

7 of the Falcons 8 inside zone run touchdowns this season have come on runs to the left



*data includes playoffs



FALCONS O-LINE: UNIT OVERVIEW



The **Falcons'** O-Line made a big improvement after adding **C Alex Mack** in free agency. The unit ranks 11th in PFF Pass Blocking Efficiency* and conceded 22 less QB pressures during the regular season than in 2015. Only **RG Chris Chester** has been an issue, surrendering 6 sacks, 12 QB hits and 45 overall (tied with **Patriots LG Joe Thuney** for most among all Guards).



Jake Matthews [LG]
Overall Grade
75.3
Rank: 22 / 39

Andy Levitre [LG]
Overall Grade
84.4
Rank: 6 / 35

Alex Mack [C]
Overall Grade
89.9
Rank: 3 / 38

Chris Chester [RG]
Overall Grade
53.4
Rank: 33 / 42

Ryan Schraeder [RT]
Overall Grade
87.3
Rank: 4 / 37




*Pass Blocking Efficiency measures pressure allowed on a per snap basis with weighting towards sacks.



VIC BEASLEY: SACK HOUND



Beasley recorded **16 sacks (1st)** on just **56 total pressures (18th)** during the regular season, giving him the second-highest percentage of QB pressures that resulted in a sack among EDs.



*Among 74 EDs with 500+ snaps in regular season



This postseason, however, Beasley has yet to record a sack on any of his 7 pressures.



DEION JONES: COVERAGE MAVEN

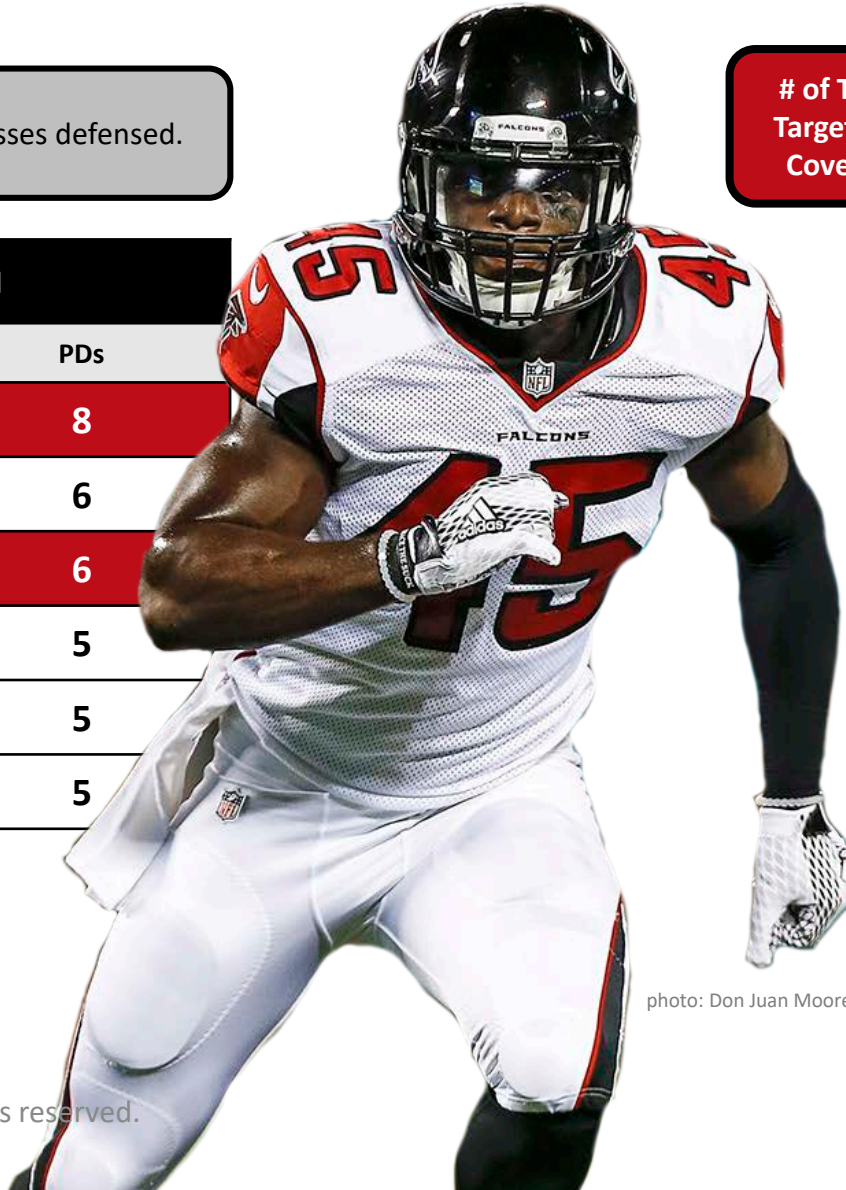


Deion Jones leads all LBs with 8 passes defended.

of Times Targeted in Coverage

75
Pos. Rank
9 / 88

LBs: Passes Defended			
#	Player	Team	PDs
1	Deion Jones		8
2	Eric Kendricks		6
3	De'Vondre Campbell		6
3	Mark Barron		5
3	Ryan Shazier		5
3	4 Players		5



From Week 14 on Jones has allowed a QB rating of just 53.1, which is the 3rd best rank among LBs (out of 75 players).

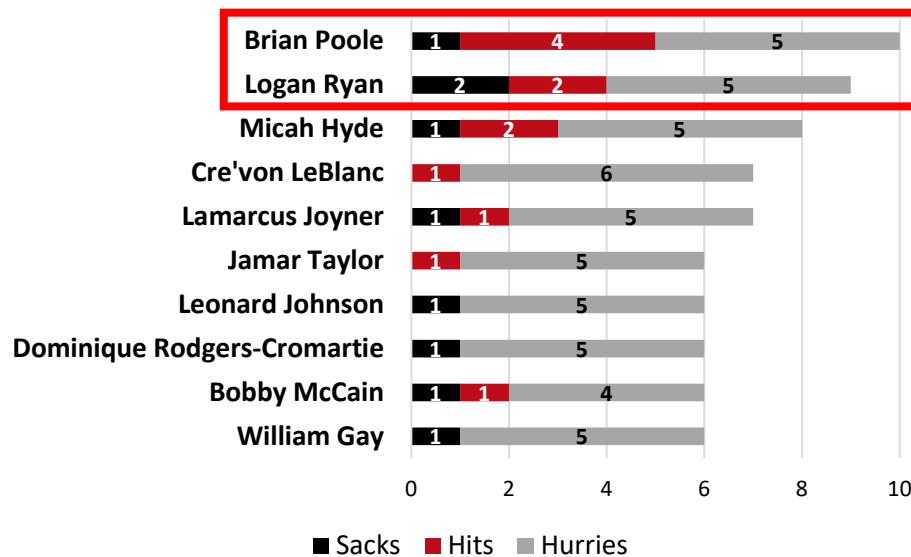
photo: Don Juan Moore/Getty Images



BRIAN POOLE: HEAT SEEKING MISSILE



Top 10 CBs in QB Pressures



Top 10 CBs in Pass Rush Grade

#	NAME	TEAM	PASS RUSH
1	Brian Poole	ATL	70.3
2	Micah Hyde	GB	70.1
3	Logan Ryan	NE	69.3
4	Captain Munneryn	MIN	67.8
5	Sterling Moore	NO	67.6
6	Quandre Diggs	DET	67.0
7	Jimmie Ward	SF	65.6
8	Leonard Johnson	CAR	65.4
9	Lamarcus Joyner	LA	65.1
10	Josh Johnson	JAX	64.0

Rookie CB **Brian Poole** has generated 10 pressures on QBs (1st) on just 23 pass-rushing snaps (T-9th most). Last year at Florida, he blitzed just 7 times with 0 pressures.



FALCONS DEFENSE: NOT MISSING TRUFANT?



The **Falcons** actually improved their coverage numbers after losing **Desmond Trufant** to injury in Week 9 - most notably in the middle of the field on throws of 10+ yards.

Weeks 1-9

14 - 8 - 229 - 3 - 1 Rating = 111.6	▶ 20 yds +	11 - 7 - 218 - 2 - 0 Rating = 146.8	▶ 20 yds +	18 - 4 - 159 - 0 - 0 Rating = 63.9
14 - 5 - 78 - 0 - 0 Rating = 55.1	▶ 10 - 19 yds	39 - 19 - 307 - 2 - 1 Rating = 81.9	▶ 10 - 19 yds	26 - 17 - 216 - 4 - 1 Rating = 114.7
30 - 27 - 224 - 2 - 0 Rating = 120.0	▶ 0 - 9 yds	113 - 92 - 861 - 5 - 2 Rating = 105.8	▶ 0 - 9 yds	52 - 37 - 219 - 3 - 1 Rating = 90.1
15 - 14 - 62 - 1 - 0 Rating = 106.1	▶ Minus yds	18 - 17 - 73 - 1 - 0 Rating = 102.1	▶ Minus yds	13 - 13 - 93 - 0 - 0 Rating = 96.5

23 TDs
Allowed
6 INTs

Passer Rating
Allowed
102.2
[29th]

Week 10 - CC

14 - 7 - 201 - 2 - 0 Rating = 135.4	▶ 20 yds +	12 - 3 - 99 - 0 - 3 Rating = 21.9	▶ 20 yds +	13 - 4 - 120 - 0 - 0 Rating = 66.2
16 - 6 - 96 - 0 - 0 Rating = 58.3	▶ 10 - 19 yds	42 - 18 - 292 - 1 - 3 Rating = 44.9	▶ 10 - 19 yds	21 - 11 - 171 - 0 - 0 Rating = 79.7
31 - 18 - 125 - 3 - 1 Rating = 86.1	▶ 0 - 9 yds	110 - 83 - 804 - 3 - 2 Rating = 96.9	▶ 0 - 9 yds	33 - 25 - 168 - 3 - 0 Rating = 116.7
6 - 6 - 63 - 0 - 0 Rating = 110.4	▶ Minus yds	25 - 20 - 111 - 1 - 0 Rating = 98.5	▶ Minus yds	7 - 5 - 18 - 0 - 0 Rating = 74.1

Passer Rating
Allowed
80.2
[8th]

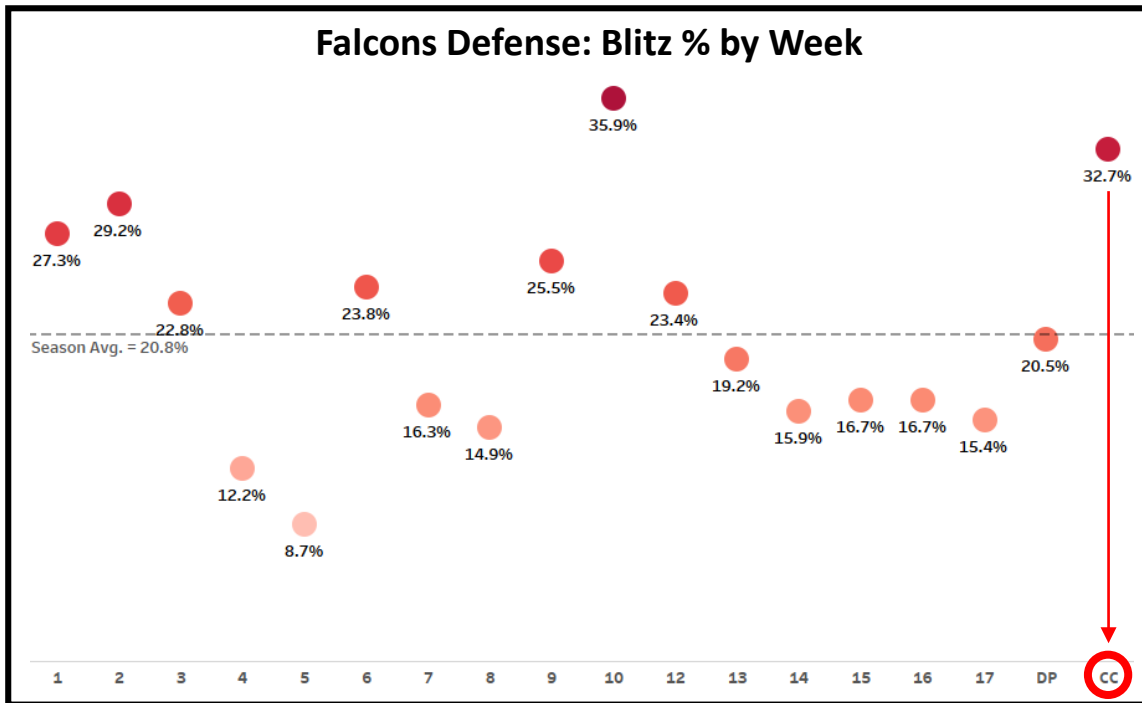
13 TDs
Allowed
9 INTs



FALCONS DEFENSE: BLITZING IN THE CC



The **Falcons** blitzed Aaron Rodgers on 32.7% of his dropbacks in the NFC Championship – the 2nd highest mark for the **Falcons'** defense this season, and well above their average of 20.8%.



Rodgers performed well when the Falcons blitzed...

Passer Rating vs Blitz

Player	Blitz %	Passer Rating
Rodgers in CC	32.7%	95.1
Brady in 2016	26.8%	129.6 [1 st]

...and Brady has dominated the blitz this season.



TEAM OVERVIEW



FACET	RANK	COMMENT
Overall	1	The Patriots were dominated on the strength of the highest-graded QB in PFF history.
Offense	2	QB Tom Brady led the league in several categories, including passer rating on play action during the regular season.
Passing	1	Brady finished the year with the 3 rd best interception rate of all time.
Receiving	3	WR Julian Edelman became the postseason franchise leader in receiving yards after his performance against the Steelers.
Rushing	25	RB LeGarrette Blount set the franchise regular season rushing TD record with 18.
Pass Blocking	8	Collectively – the Patriots’ line has allowed 13 total QB pressures this postseason– for an 87.8 pass-blocking efficiency rating – highest among playoff teams.
Run Blocking	4	Tackle Marcus Cannon led the Patriots with his 87.3 run-block grade during the regular season – 2 nd -best among RTs.
Defense	1	CB Logan Ryan has allowed a 54.6 passer rating when targeted this postseason – 4 th -lowest among CBs.
Run Defense	2	DTs Alan Branch and Malcom Brown have accounted for 12 run stops this postseason.
Pass Rush	25	Branch leads all DTs with his 7 total QB pressures so far in the playoffs.
Coverage	1	Eric Rowe has allowed a 28.8 passer rating when targeted this postseason – 2 nd -best among CBs.
Special Teams	9	Dion Lewis owns a 35.5 yards per kick return average this postseason-2 nd -highest among returners.

RATING COLOR	ELITE	VERY GOOD	GOOD	AVERAGE	BELOW AVERAGE	POOR
-----------------	-------	-----------	------	---------	------------------	------



TOP PLAYERS



PLAYER	POS.	RATING	RANK	COMMENT
Tom Brady	QB	99.5	1 / 34	3 deep pass TDs in just 2 postseason games.
Malcolm Butler	CB	89.8	6 / 112	Fields the 6 th lowest NFL QB Rating when targeted this postseason (74.2).
Devin McCourty	S	89.7	4 / 90	Allowed just 5 YAC yards this postseason.
Rob Gronkowski	TE	88.2	2 / 63	Injured Reserve
Marcus Cannon	RT	88.1	2 / 37	No sacks allowed since Week 1.
Nate Solder	LT	88.0	9 / 36	Has allowed just 3 QB pressures this postseason.
James Develin	FB	85.6	2 / 17	Matched his season-high 13-yard reception against PIT.
Dont'a Hightower	LB	85.5	13 / 87	0 missed tackles this postseason.
Logan Ryan	CB	84.5	14 / 112	Fields the 4 th -lowest NFL QB Rating when targeted this postseason (54.6).
Shaquille Mason	RG	84.1	9 / 42	Allowed just 1 QB pressure on 84 pass block snaps this postseason.
Alan Branch	DI	80.8	23 / 127	Leads all DTs with 7 total QB pressures this postseason.
Julian Edelman	WR	80.6	23 / 115	The franchise leader in postseason receiving yards.
Trey Flowers	ED	80.5	31 / 109	Just 4 pressures on 70 pass rush snaps this postseason.
Martellus Bennett	TE	80.2	10 / 63	0 QB pressures on 9 pass block plays this postseason.

RATING COLOR	ELITE	VERY GOOD	GOOD	AVERAGE	BELOW AVERAGE	POOR
-----------------	-------	-----------	------	---------	------------------	------



ROOKIE WATCH



SEL.	PLAYER	POS.	COLLEGE	RATING	RANK	COMMENT
RD 2 (60)	Cyrus Jones	CB	Alabama	68.4	-	Hasn't logged a snap this postseason.
RD 3 (78)	Joe Thuney	LG	NC State	69.1	26 / 35	Allowed 45 pressures this season – most among guards.
RD 3 (91)	Jacoby Brissett	QB	NC State	48.1	-	Started 1 game in the absence of Tom Brady.
RD 3 (96)	Vincent Valentine	DT	Nebraska	45.3	86 / 127	Struggled to rush the passer this postseason – 0 QB pressures on 13 pass rush snaps.
RD 4 (113)	Malcolm Mitchell	WR	Georgia	65.6	80 / 115	Targeted just 4 times this postseason.
RD 6 (208)	Kamu Grugier-Hill	LB	Eastern Illinois	-	-	Cut – signed by Eagles.
RD 6 (214)	Elandon Roberts	LB	Houston	71.7	50 / 87	2 run stops on 31 run snaps this postseason.
RD 6 (221)	Ted Karras	G	Illinois	55.9	-	Hasn't logged a snap this postseason.
RD 7 (225)	Devin Lucien	WR	Arizona State	-	-	Signed to the Practice Squad.
Undrafted	D.J. Foster	RB	Arizona State	52.3	-	Logged just 16 offensive snaps during the year.
Undrafted	Woodrow Hamilton	DT	Ole Miss	79.5	-	Signed to the Practice Squad.
Undrafted	Jonathan Jones	CB	Auburn	53.9	-	Hasn't logged a snap this postseason.

RATING COLOR	ELITE	VERY GOOD	GOOD	AVERAGE	BELOW AVERAGE	POOR
-----------------	-------	-----------	------	---------	------------------	------



TOM BRADY: SB GRADES AVERAGE AT BEST

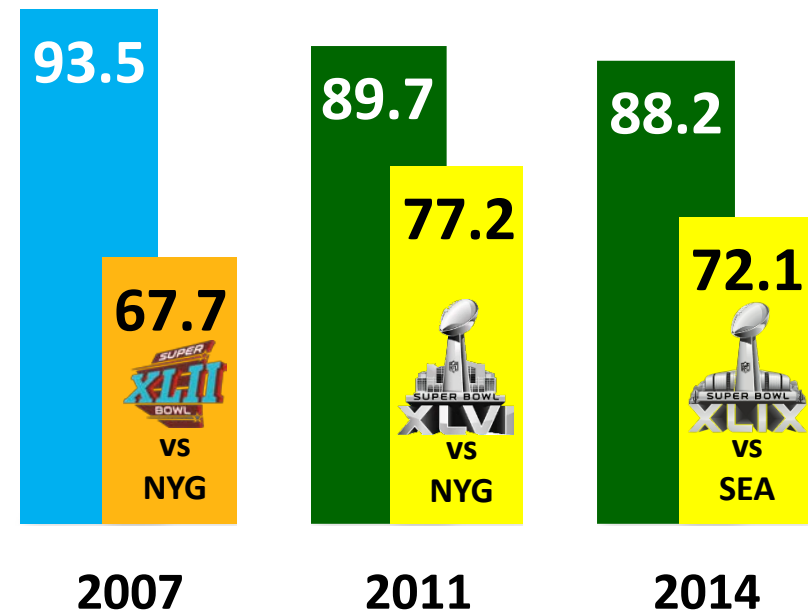


Brady has an excellent Super Bowl record, but during the PFF era Brady has not performed at the level his regular season would suggest, only once grading above average (75.0).
Brady does not feature in the five best PFF Super Bowl QB performances.

Best QB Super Bowl Grades in PFF Era

1st	Aaron Rodgers	SB XLV	94.3
2nd	Eli Manning	SB XLVI	90.8
3rd	Joe Flacco	SB XLVII	89.1
4th	Russell Wilson	SB XLVIII	88.6
5th	Ben Roethlisberger	SB XLIV	87.8

Brady: SB vs Reg. Season Grades



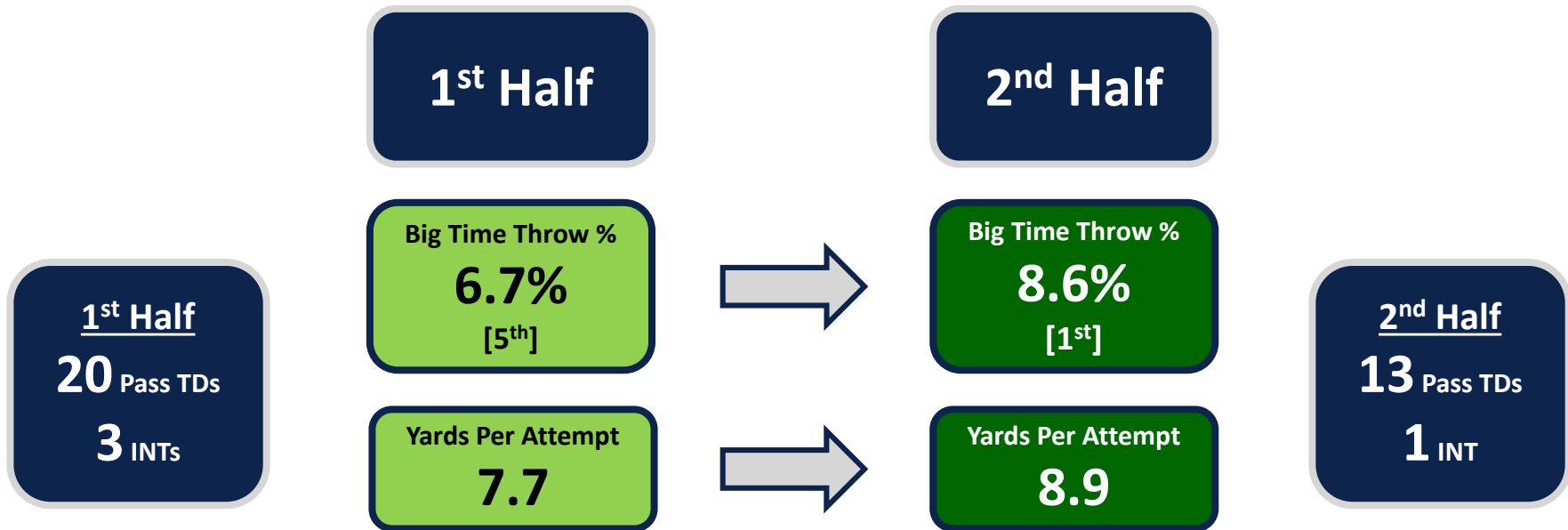
* Super Bowl Grades at the front, regular season grades at the back



TOM BRADY: 2ND HALF STAR



Brady only gets better after half-time. His percentage of highly-graded throws (Big-time Throws), yards per pass, and TD to INT ratio all make significant jumps in the second half...



*stats include playoffs

*Among 32 QBs with highest number of aimed throws



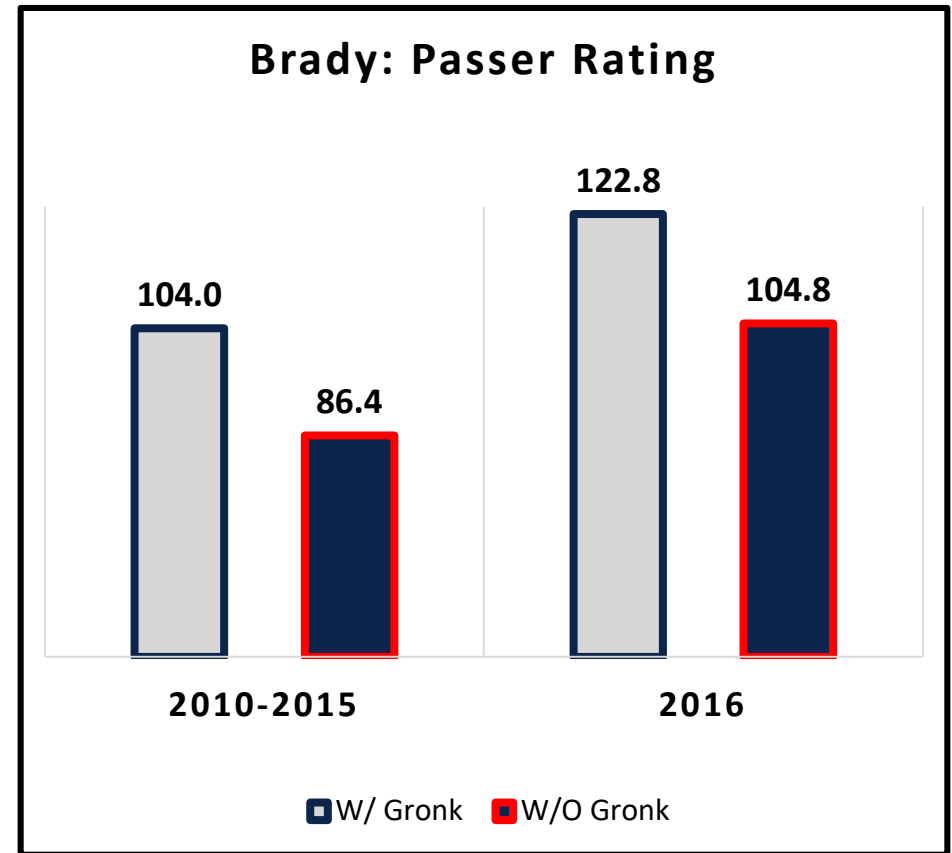
TOM BRADY: WHAT ABOUT GRONK?



photo: Joe Sargent/Getty Images

As in previous seasons, **Brady's** passer rating dropped about 18 points without Gronk on the field.

This difference this season is that **Brady** has played at an all-around higher level. His passer rating without Gronk on the field is 104.8 - better than his mark with Gronk during the 6 seasons prior.



* Determined on a play by play basis

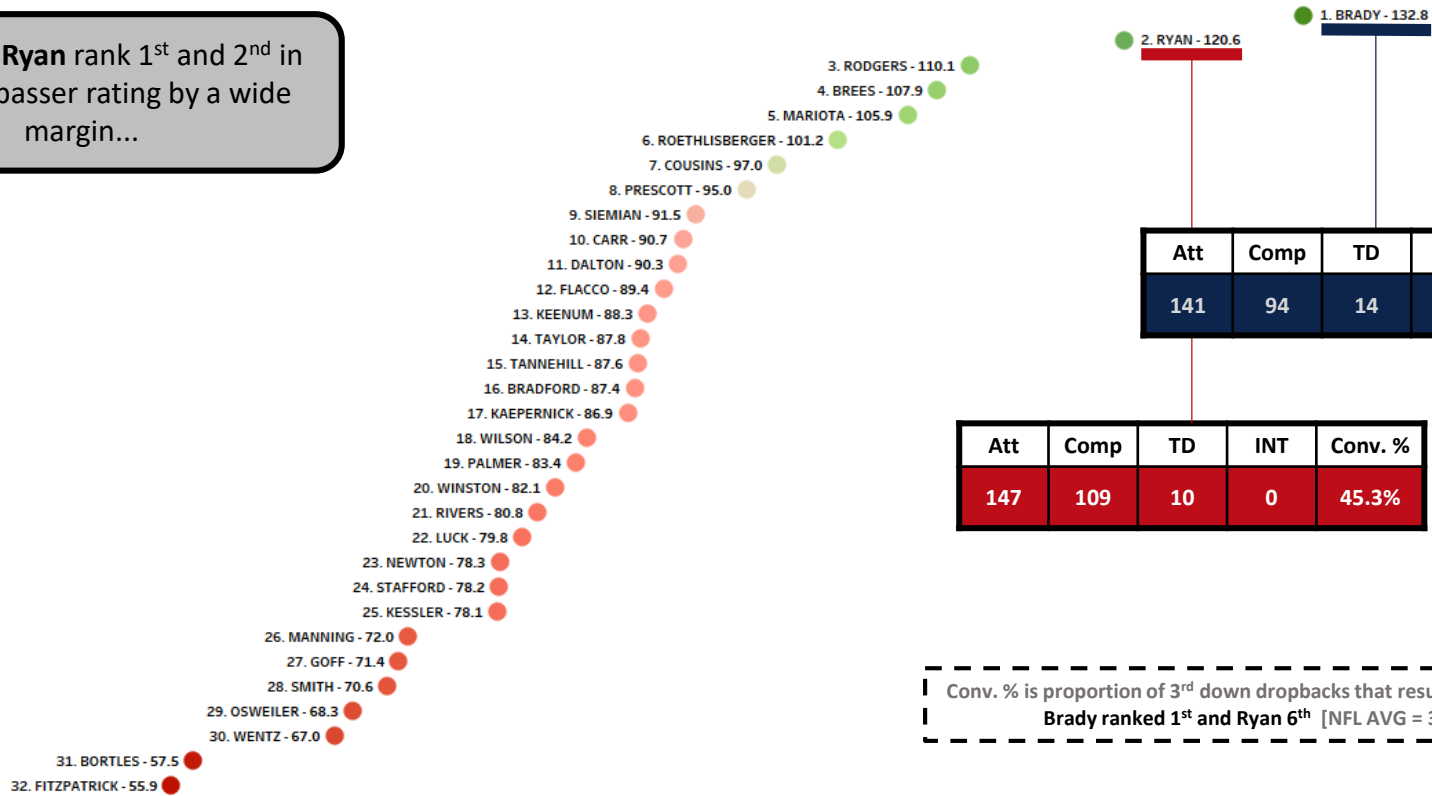


RYAN V. BRADY: 3rd DOWN DOMINANCE



2016: 3rd Down Passer Rating

Brady and Ryan rank 1st and 2nd in 3rd down passer rating by a wide margin...



Conv. % is proportion of 3rd down dropbacks that resulted in 1st downs
Brady ranked 1st and Ryan 6th [NFL AVG = 38.1%]



RYAN V. BRADY: TURNOVER-WORTHY THROWS



2015: QBs Ranked by % of Turnover-Worthy Throws

#	Player	Att	TWT %
1	Tom Brady	715	1.82%
2	Aaron Rodgers	652	1.84%
3	Alex Smith	543	1.98%
4	Blaine Gabbert	282	2.20%
5	Drew Brees	615	2.24%
6	Sam Bradford	523	2.45%
7	Matt Ryan	614	2.58%
8	Matt Cassel	204	2.72%
9	A.J. McCarron	160	2.80%
10	Matt Hasselbeck	256	2.94%

Brady's ability to take care of the football is second to none. Ryan's stellar TD-INT ratio this season might have been a combination of good play and a little luck...

2016: QBs Ranked by % of Turnover-Worthy Throws

#	Player	Att	TWT %
1	Brian Hoyer	200	1.05%
2	Tom Brady	512	1.08%
3	Cody Kessler	195	1.72%
4	Sam Bradford	552	1.76%
5	Tyrod Taylor	436	1.77%
6	Dak Prescott	497	2.15%
7	Aaron Rodgers	738	2.17%
8	Alex Smith	523	2.24%
9	Colin Kaepernick	331	2.29%
10	Matt Ryan	609	2.43%

Better to be lucky than good?

In 2015, 73.3% of Ryan's TWTs were intercepted, only 28.6% percent of such throws were intercepted this season – the 3rd lowest rate in the NFL.


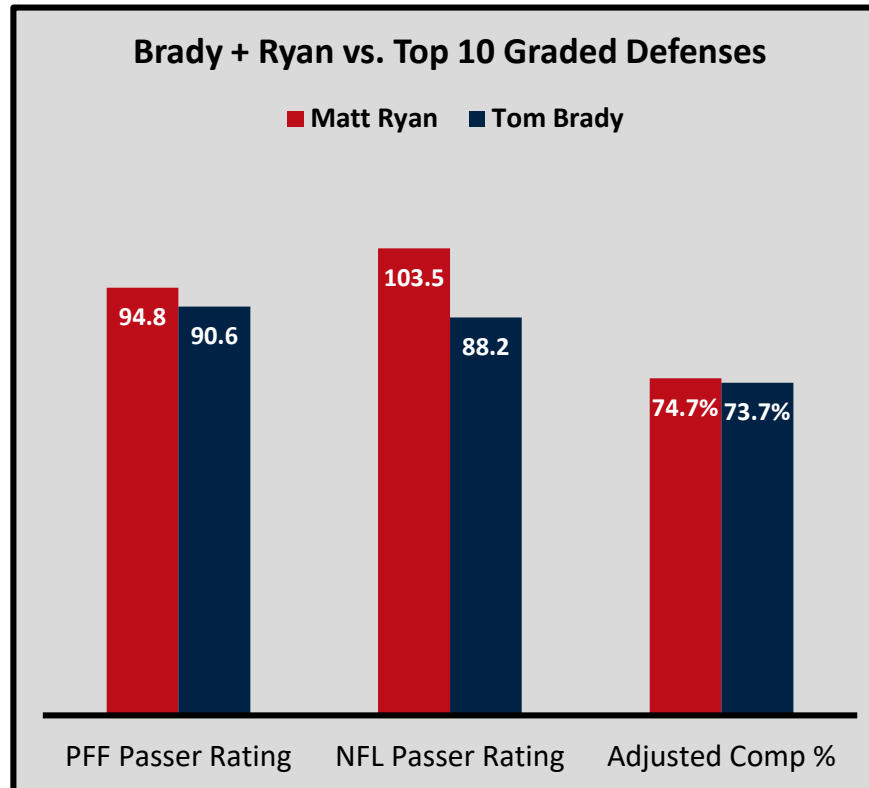
*Among 32 QBs with highest number of aimed throws



RYAN V. BRADY: FACING TOP-10 DEFENSES



Versus Top-10 Defenses	
Games	4
INT Rate	2.2%
Yds/Att.	7.88
% YIA	58.9%



Versus Top-10 Defenses	
Games	7
INT Rate	1.7%
Yds/Att.	8.42
% YIA	53.1%

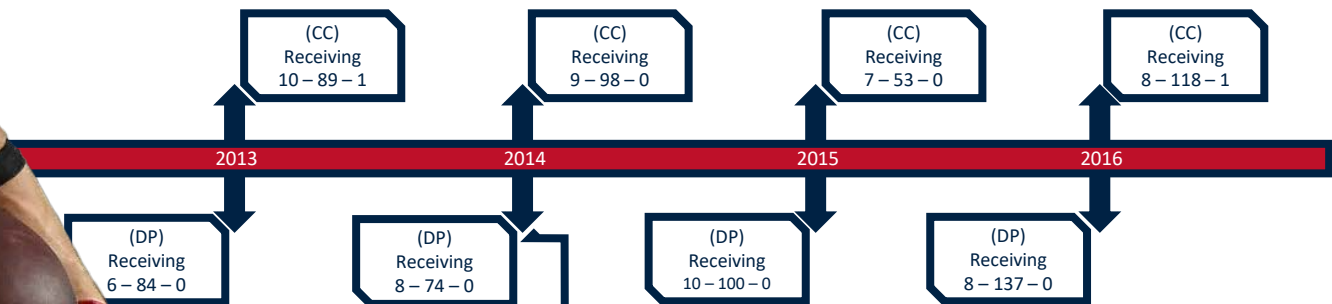
Photos: Chris Graythen, Joe Sargent/Getty Images



JULIAN EDELMAN: POSTSEASON PLAYMAKER



In his past nine playoff games, **Edelman** has managed 75 catches (9.3 per game) for 862 yards (95.8 per game) and three touchdowns. He has also dropped 6 of 81 catchable passes in those games for a drop rate of 7.41%, better than his 2016 regular season mark of (10.91% - 43rd of 51).



	2013	2014
WR Rating	110.6	92.5
Forced MTs	2	5
YPRR	2.54	2.02
Drop Rate	0.00	7.14

2014 Super Bowl
Receiving
9 - 109 - 1

	2015	2016
WR Rating	81.1	102.6
Forced MTs	1	3
YPRR	1.49	3.15
Drop Rate	15.00	5.88

* Postseason stats

Photo: Norm Hall/Getty Images



PATRIOTS WRs: MAKING ROUTES COUNT



Chris Hogan has been the NFL's most efficient wide receiver on pass routes during the playoffs...

Julian Edelman was the NFL's most efficient wide receiver on pass routes run over the last quarter of the regular season...

YPRR - Playoffs

#	Player	Team	YPRR
1	Chris Hogan		4.10
2	Julio Jones		4.05
3	Dez Bryant		3.30
4	Antonio Brown		3.15
5	Julian Edelman		3.15
6	Doug Baldwin		2.98
7	Jarvis Landry		2.49
8	Paul Richardson		2.30
9	Taylor Gabriel		2.16
10	Randall Cobb		2.08

YPRR - WK 14-17

#	Player	Team	YPRR
1	Julian Edelman		3.21
2	Tyler Lockett		3.17
3	Cameron Meredith		3.02
4	DeSean Jackson		2.98
5	Jarvis Landry		2.90
6	Pierre Garcon		2.84
7	Aldrick Robinson		2.76
8	Julio Jones		2.64
9	Taylor Gabriel		2.62
10	Jordy Nelson		2.52



CHRIS HOGAN: A BREAKOUT TARGET...



Hogan caught 9 of 11 pass targets vs the Steelers for 180 yards (57 after the catch)

Hogan: Most Targets in a Single Game

#	Opponent	Year	Week	Targets
1		2016	CC	11
2		2015	7	10
3		2014	14	9
3		2014	11	8
3		2014	16	8

*Member of the Bills from 2013-2015

Chris Hogan was targeted 11 times in the Conference Championship game vs. the Steelers. That's the most he's ever been targeted in his career.



CHRIS HOGAN: FOR GOOD REASON



2016 Reg. Season: WRs Ranked by WR Rating

Rank	Player	Team	Targets	Recs	Yards	TDs	INTs	WR Rating
1	Taylor Gabriel	ATL	46	35	579	6	1	148.1
2	Chris Hogan	NE	54	38	680	4	1	129.8
3	Terrance Williams	DAL	61	44	594	4	0	124.6
4	Cole Beasley	DAL	92	75	840	5	0	122.8
5	Jordy Nelson	GB	146	97	1257	14	1	122.4

* Among 96 WRs with 44+ targets

2016 Postseason: WRs Ranked by WR Rating

Rank	Player	Team	Targets	Recs	Yards	TDs	INTs	WR Rating
1	Chris Hogan	NE	16	13	275	2	0	158.3
2	Dez Bryant	DAL	11	9	132	2	0	156.3
3	Paul Richardson	SEA	9	7	131	1	0	155.8
4	Julio Jones	ATL	20	15	247	3	0	155.6
5	Randall Cobb	GB	24	18	260	3	0	149.3

* Among 21 WRs with 7+ targets

Hogan has emerged as a legitimate threat in New England, generating a **passer rating of 129.8** when targeted this season.

No WR has generated a better passer rating this postseason than **Hogan (158.3)**.



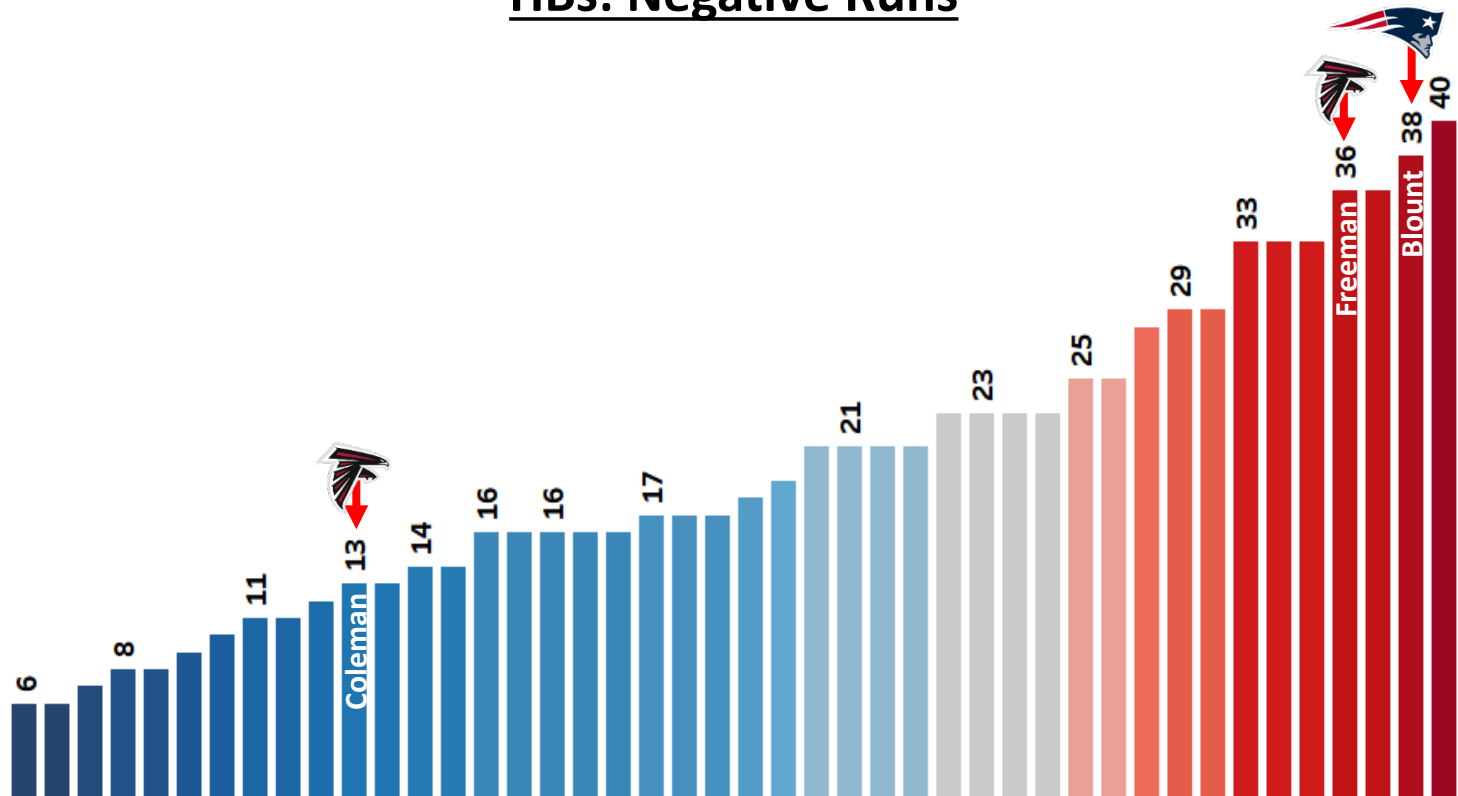
LeGARRETTE BLOUNT: GOING DOWN FOR A LOSS



Blount has 323 attempts (3rd)—only 76.5% of those runs have gone past 1st contact (41st of 44 HBs w/ 100+ runs).

Blount also has 38 negative runs (12%), 2nd most in the NFL this season. **Freeman** is not far behind, with 36 (14%), and only 77.7% runs past 1st contact (40th).

HBs: Negative Runs





PATRIOTS O-LINE: UNIT OVERVIEW



The strength of the **Patriots'** O-Line is on the edges, where **Marcus Cannon** and **Nate Solder** have performed at a high level in the run and pass games. **Cannon** has allowed only 2 sacks all season (both in week 1). The unit has a better PFF Pass Blocking efficiency in the postseason (**87.8**) than it had in the regular season (**80.8**) and ranks 8th in that metric overall.

*Pass Blocking Efficiency measures pressure allowed on a per snap basis with weighting towards sacks.



Nate Solder [LG]	Joe Thuney [LG]	David Andrews [C]	Shaquille Mason [RG]	Marcus Cannon [RT]
Overall Grade	Overall Grade	Overall Grade	Overall Grade	Overall Grade
88.0	69.1	79.1	84.1	88.1
Rank: 7 / 39	Rank: 26 / 35	Rank: 24 / 38	Rank: 9 / 42	Rank: 2 / 37



Photos: Justin K. Aller, Wesley Hitt/Getty Images



PATRIOTS DEFENSE: MAKING CONTACT COUNT

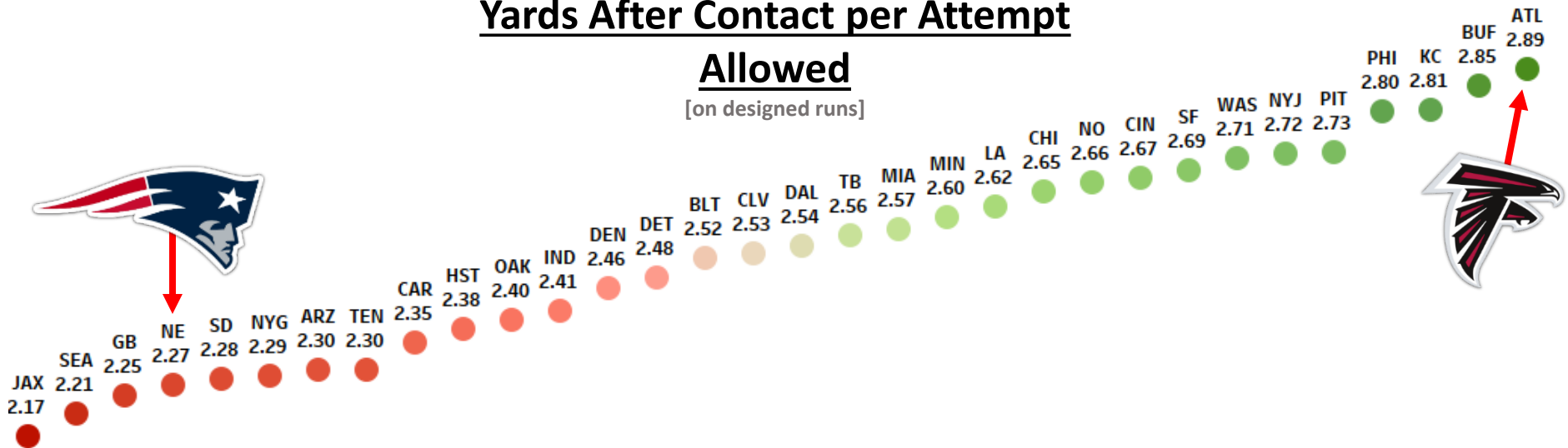


The **Patriots** are limiting opposing runners to 2.27 yards after contact per attempt (4th), meanwhile the **Falcons** are allowing 2.89 yards after contact per attempt (32nd).

Yards After Contact per Attempt

Allowed

[on designed runs]

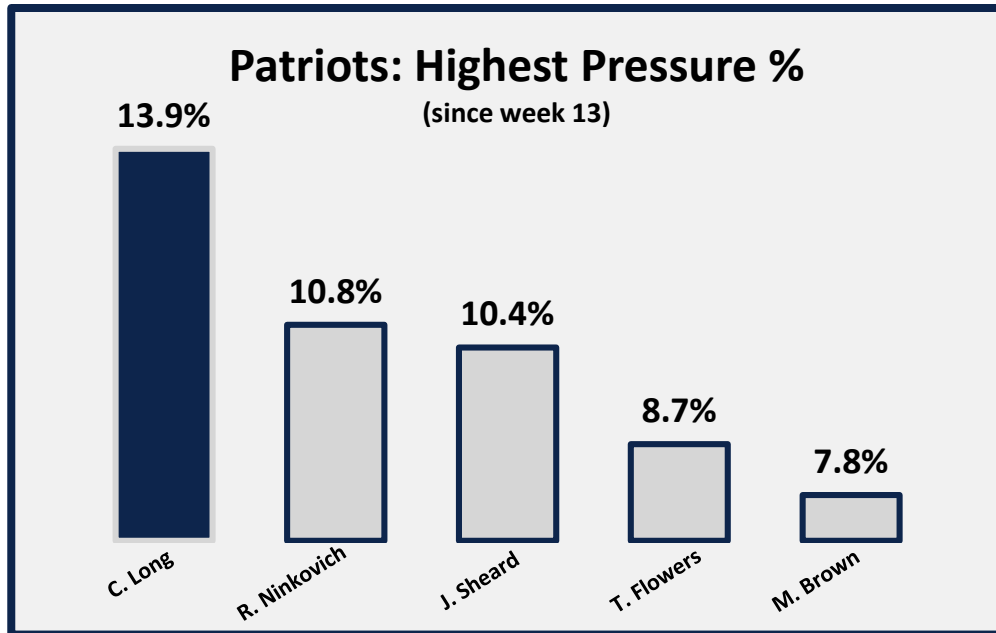




CHRIS LONG: LEADING THE WAY



Since week 13, **Chris Long** leads the **Patriots** in pressure % per pass rush snap by 3.1% over **Rob Ninkovich**. That being said, he has not been a consistent force this season, earning a pass-rush grade of **67.9**.



*min 100 pass rushes

2016 Pass Rush Grade
67.9

Pos Rank
60 / 102

Since Week 13 and including playoffs, Chris Long has a pass-rush productivity figure of 11.0, which is tied with Olivier Vernon for the 8th-best rate among 4-3 defensive ends during that span.



DONT'A HIGHTOWER: BRINGING PRESSURE

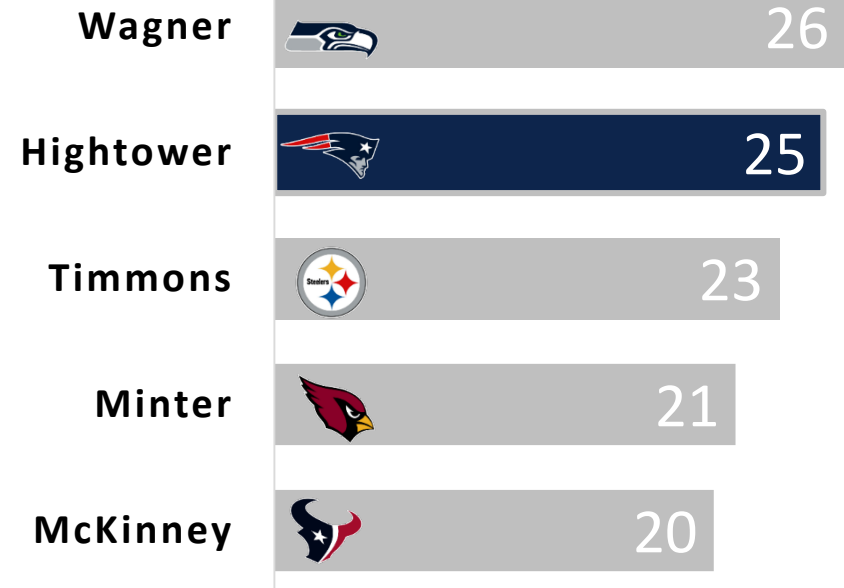


Dont'a Hightower ranks among the NFL's best inside linebackers, He ranks 2nd in QB pressures.

Hightower rushes the QB 29.4% of the time from his ILB position, the most of any ILB in the NFL.



Top 5 Linebackers Total QB Pressures



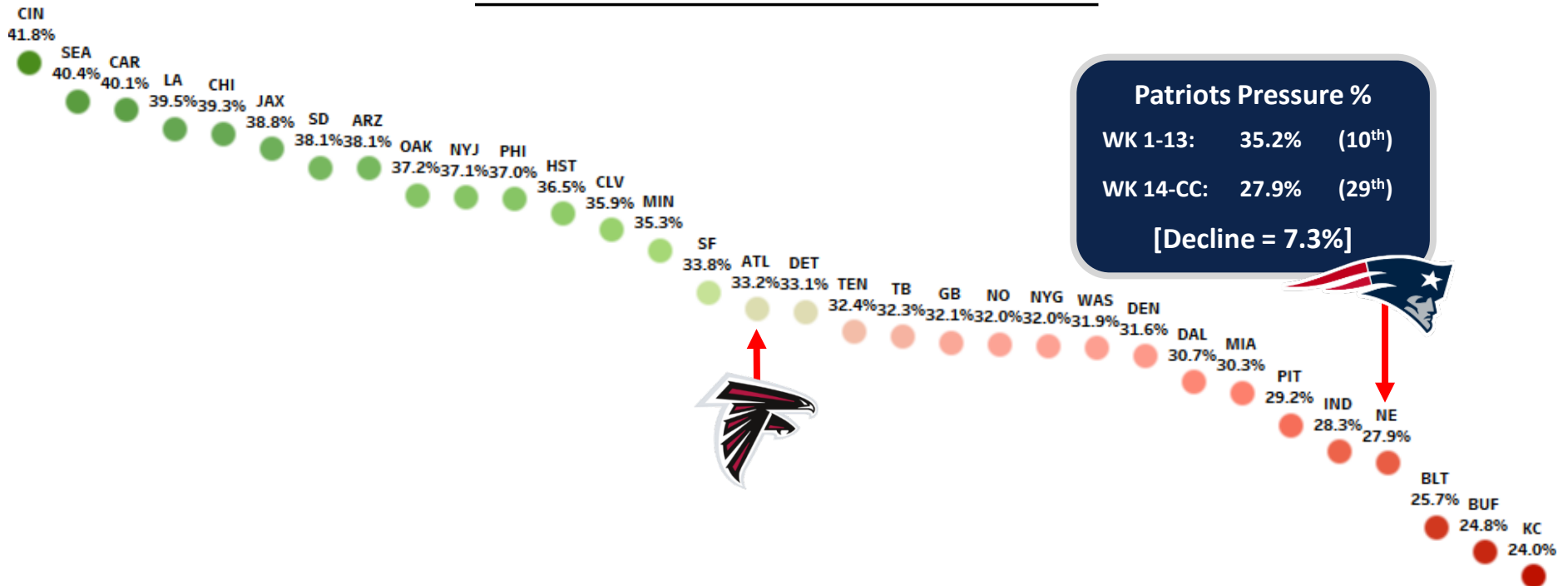


PATRIOTS DEFENSE: PRESSURE VOID



The Patriots' defense is getting pressure on just 27.9% of dropbacks since week 14 (29th).

WK 14 – CC: Defensive Pressure %



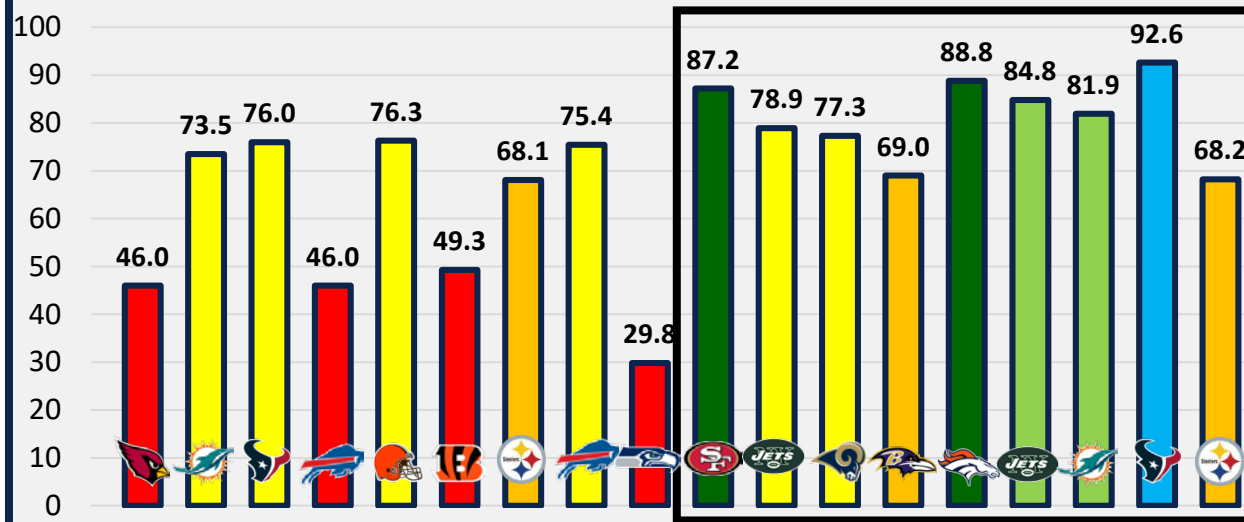


LOGAN RYAN: 2nd HALF TURNAROUND



Many have identified **Logan Ryan** as the weak link in the New England secondary, but they don't realize that after some poor play in the 1st half of the year, **Ryan** has played surprisingly well in the 2nd half of the 2016 season (especially after recording the worst game grade of his season vs Seattle in Week 10).

Logan Ryan Game Grades (by week)



Passer Rating
Allowed
(WK 15 - CC)
44.5

Pos Rank
5/33



PATRIOT CBs: LOCKING DOWN THE POSTSEASON



Earlier this season, after an extensive trial-and-error process, New England's cornerback carousel finally stabilized, as the team concluded that **Butler, Ryan** and **Rowe** formed the best trio for nickel packages.

CBs: Passer Rating Allowed in Playoffs

#	Player	Team	Targets	Recs	Yards	YAC	TDs	INTs	NFL Rating
1	A.J. Bouye	HST	15	5	55	13	0	2	5.6
2	Eric Rowe	NE	12	5	77	15	0	1	28.8
3	Orlando Scandrick	DAL	4	1	8	10	0	0	39.6
4	Logan Ryan	NE	20	13	92	46	0	1	54.6
5	Marcus Peters	KC	4	2	13	4	0	0	57.3
6	Malcolm Butler	NE	12	7	54	19	0	0	69.4
7	DeShawn Shead	SEA	13	3	71	36	1	0	75.5
8	Janoris Jenkins	NYG	2	1	18	1	0	0	81.3
9	Brandon Carr	DAL	5	3	39	14	0	0	84.6
10	Micah Hyde	GB	18	12	140	69	1	1	85.4

* Among 26 CBs

That trio was outstanding the latter half of the season, and now, their superb play has extended into the postseason, as opposing quarterbacks continue to struggle when throwing into their coverage.



PATRIOTS DEFENSE: LACKING EXPERIENCE VS. TOP QBs



Record vs. Top 10 QBs

RANK	NAME	TEAM	OVERALL	RECORD
1	Tom Brady	NE	99.5	-
2	Matt Ryan	ATL	93.3	-
2	Aaron Rodgers	GB	93.3	-
4	Andrew Luck	IND	92.4	-
5	Russell Wilson	SEA	89.8	0-1
6	Derek Carr	OAK	87.0	-
7	Drew Brees	NO	86.7	-
8	Kirk Cousins	WAS	85.9	-
9	Matthew Stafford	DET	85.4	-
10	Dak Prescott	DAL	84.9	-
TOTAL RECORD vs. TOP 10 QBs				0-1




Record vs. Top 10 QBs

RANK	NAME	TEAM	OVERALL	RECORD
1	Tom Brady	NE	99.5	-
2	Matt Ryan	ATL	93.3	-
2	Aaron Rodgers	GB	93.3	2-0
4	Andrew Luck	IND	92.4	-
5	Russell Wilson	SEA	89.8	1-1
6	Derek Carr	OAK	87.0	1-0
7	Drew Brees	NO	86.7	2-0
8	Kirk Cousins	WAS	85.9	-
9	Matthew Stafford	DET	85.4	-
10	Dak Prescott	DAL	84.9	-
TOTAL RECORD vs. TOP 10 QBs				6-1

The **Patriots** have only played against one top 10 PFF graded QB this year, losing to Russell Wilson and the Seahawks.
The **Falcons** on the other hand have faced 4 (3 of them twice) and have won 6 out of 7.



KEY MATCHUP I: BEASLEY VS. CANNON

44

Vic Beasley

Overall Grade

78.3

Pass-Rush Grade

80.1

Has just two sacks in seven games, when rushing from the left side, against teams with a top-12 graded RT.

Has not allowed a sack since Week 1.



61

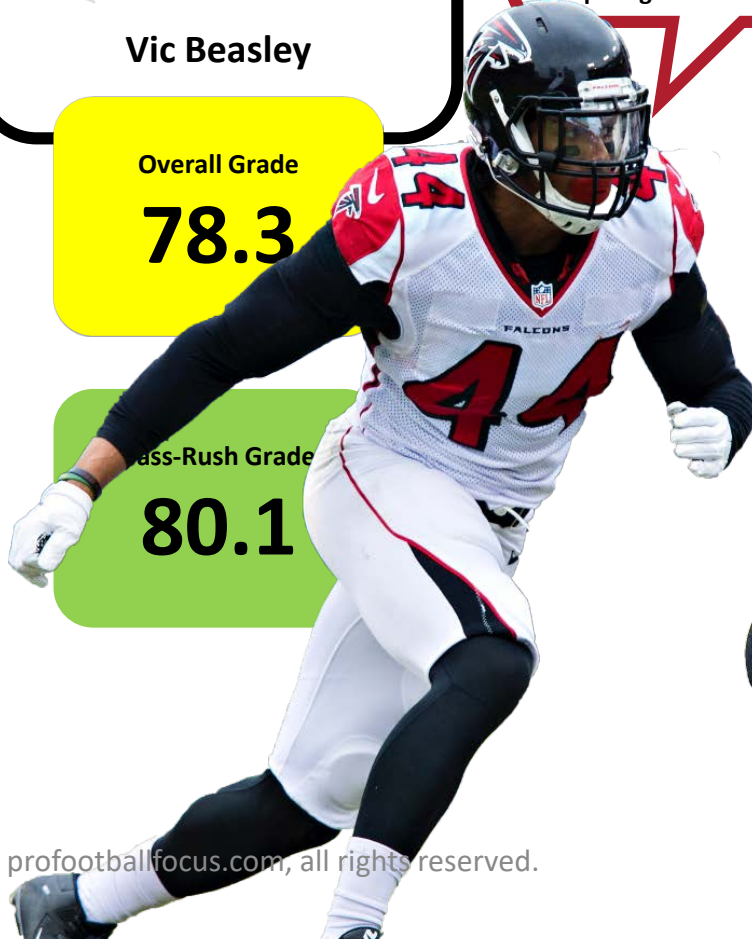
Marcus Cannon

Overall Grade

88.1

Pass-Block Grade

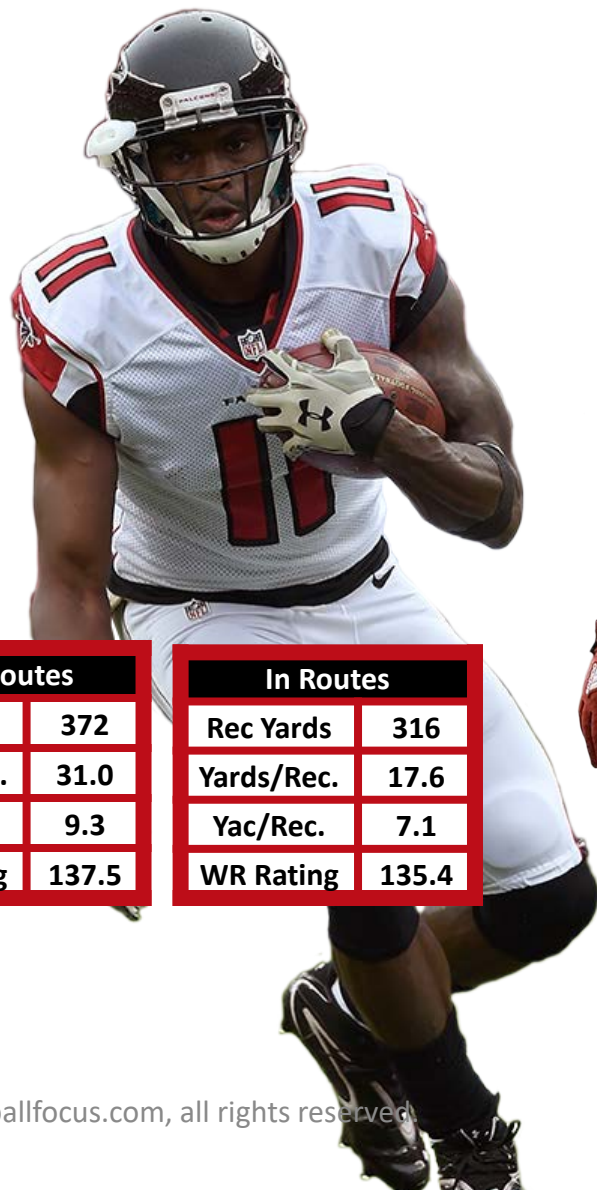
85.5



Photos: Justin K. Aller, Wesley Hill/Getty Images



KEY MATCHUP II: JONES VS. BUTLER



Coverage by Route

In Routes	103.3 NFL Rat.
Post Routes	95.8 NFL Rat.
Overall	77.2 NFL Rat.

11

Post Routes

Rec Yards	372
Yards/Rec.	31.0
Yac/Rec.	9.3
WR Rating	137.5

In Routes

Rec Yards	316
Yards/Rec.	17.6
Yac/Rec.	7.1
WR Rating	135.4

Photos: Thearon W. Henderson, Joe Robbins/Getty Images

Media requests



Chris Hoffer, Director of Partnerships
chris.hoffer@profootballfocus.com
513.254.3349

Steve Palazzolo, Senior Analyst (on-site)
steve.palazzolo@profootballfocus.com
978.844.0877

HELPING TEAMS WIN FOOTBALL GAMES.
HELPING MEDIA WIN AUDIENCE.
HELPING FANS WIN...

THE ARGUMENT.
THE LEAGUE.
THE BET.

EVERY GAME. EVERY PLAYER. EVERY PLAY.



PROFOOTBALLFOCUS.COM